



The Proven Performer for the Healthcare Industry

The best solutions for on-premises laundry



ANSWERING THE CHALLENGES FACED EVERY DAY BY THE **HEALTHCARE** SECTOR

Across the world in hospitals, clinics, nursing homes and in specialist care centers for the disabled, Speed Queen is the proven performer, every day.

Our range of equipment is proven to withstand the most demanding requirements of Healthcare businesses in both public and private sectors and we make no compromises when it comes to performance.

Your needs are what drive us and we have the knowhow to help you reach the optimum balance between working hours, the number of pounds treated and the most cost-effective staffing levels and energy efficiencies.

The products and technologies that we have developed are also specifically tailored to you.

We give you more of what you want

- You want to ensure the highest standards of hygiene are met to eliminate the chances of infection
- You want assistance with creating the best 'hygiene class' laundry layout
- You want to increase cost effectiveness and minimize utility consumption
- You want industry-leading equipment warranties for peace of mind
- You want the support and expert advice of a global distributor network that is also very 'local' in servicing your day-to-day operational needs
- You want products that deliver total reliability and a superior quality of clean for your linens
- You want an on-site solution that ensures clean, fresh and hygienic linen is always on hand for your patients and residents, and in the right quantities
- You want a partner with more than 100 years' sector experience.

“ Ensuring the highest hygiene standards is critical to the health, safety and the wellbeing of your patients, residents and staff.”

WHY **SPEED QUEEN** IS THE PERFECT PARTNER FOR YOU

Speed Queen is the world's largest commercial laundry company, with an undeniable history of proven performance and reliability. Laundry managers rely on the practical ingenuity of features designed to make their lives simpler and more productive.

Backed by more than 100 years of industry experience, Speed Queen is the largest global brand in the sector with units installed across a wide spectrum of business types such as vended laundry, multi-housing and on-premises laundry.

The quality, reliability and efficiency of our equipment are what make Speed Queen 'the proven performer'.

You can also rely on our distributors for guidance, service, support and up-to-date knowledge about the latest sector standards and best practices.

We are confident that our products are the best in the industry. That's why we're proud to offer one of the best warranties in the industry and always provide you with quick access to genuine parts to facilitate the smooth running of your laundry operations.

You will also benefit from our **CUSTOMER ONE** promise to support you for the life of your laundry equipment with dedicated programs aimed at improving the customer experience and your profitability and success.

We are also well placed to offer you competitive financing solutions through our in-house team of financing specialists*.

“ Our dedication to your business goals goes way beyond the equipment. Backed by Alliance Laundry Systems, we're able to offer you more services and support than anyone else in the industry.”



SPEED QUEEN. WITH A CONSTANTLY GROWING CUSTOMER BASE WORLDWIDE, IT'S NO SURPRISE WE'RE THE WORLD LEADER IN COMMERCIAL LAUNDRY.



BENEFIT FROM **SPEED QUEEN** BEST-IN-CLASS SUPPORT SERVICES

Backed by Alliance Laundry Systems, the world leader in commercial laundry, we're able to offer you more services and support than anyone else in the industry. We provide more programs designed to help you run your laundry operation. We offer more resources that you can use to reach your goals. And we have more people dedicated to the one thing that matters — your success.

- Speed Queen Financial Services draws on years of unmatched industry expertise and dedicated support to provide high-quality laundry-focused financing for our customers. We'll be your full service partner, with progressive programs, resources and services designed to support you as you take on the day-to-day challenges of your business.
- Speed Queen® solutions are designed to delight our customers at every interaction that they have with us. We call it Customer One. It's our promise that everything we do is done with a focus on your success. From in-house financing and world-class training programs to comprehensive customer service and support and a commitment to unmatched equipment quality, Customer One is our mission to be the very best. Because that's what you deserve.
- When you need a replacement part for your laundry equipment, you can trust that your Genuine Part will be just as good as the original, because we make no distinction between the two. All Genuine Parts are the exact same as the original, made with the same quality and durability, so your equipment will last longer and perform better.
- What makes our services and support truly special are the people who provide them. Our global network of knowledgeable distributors is comprised of true laundry experts, on call with whatever you need to reach your business goals.



SOFTMOUNT WASHER-EXTRACTORS

Our softmount washer-extractor range offers you the highest wash quality for garments – with optimized processes to boost your efficiency.

Achieve the highest quality results while controlling energy and water consumption and all aspects of the process.




Built for reliable performance, the SpeedQueen SY washer-extractor softmount range is also strong on practical ingenuity for healthcare business operators

The heavy-duty suspension absorbs vibrations without the need for the machines to be bolted to the floor. This makes them ideal for specialized applications such as installation on second floors where hardmount units aren't an option.

The range's stainless steel construction prevents the finish on the washers from corroding with normal use. The High G-Force extraction significantly reduces drying times and utility costs. In fact, it has the ability to remove so much moisture that laundry items can bypass the dryer and go directly to your flatwork finisher – saving you time and money.

Strong on sustainability

Speed Queen washer-extractors are cost efficient and sustainable. This means low running costs due to low water usage and reduced energy and detergent consumption. Less waste, low emissions and recyclable products demonstrate that environmental and economic considerations are as important to us as they are to you. Better organization of your laundry facility and energy recycling also contribute to industry-leading sustainability.

-  EASY OPERATION
-  ERGONOMICAL CONSTRUCTION
-  LARGE DOOR OPENING
-  LOW WATER CONSUMPTION



OPTIMUM EFFICIENCY IS ASSURED

Hardworking features

- High-speed extraction of 350-400 G-Force results in better throughput, helping your laundry to run at optimum efficiency
- Modular bearing housing design for long life and easy service
- Strong, over-sized door lock and wide set door hinges provide stability
- Embossed side panels for greater strength and reduced vibration
- Large drain valves for increased throughput
- Stainless steel front, top and side panels, inner drum and tub
- Large door openings for easy loading and unloading.

QED Select Control

QED Select Control provides a maximum of 60 programs. Extremely versatile and simple to use, this advanced computer control meets a variety of specialized needs. Featuring 20 language options, users can easily use the control to monitor the status of every phase of the wash cycle and modify data and parameters accordingly to maximize efficiency.

A wide range of capacities

SY range of softmount washer-extractors include: SY20, SY25, SY30, SY40, SY55, SY70, SY90, and SY125.

HARDMOUNT WASHER-EXTRACTORS



Speed Queen machines are built specifically for the commercial environment.

We use metal where others use plastic and our world-class test lab rigorously pushes our products far beyond the conditions they will face in service with you.

It would be safe to say that hardmount washer-extractors are the standard machines of choice in healthcare facilities and other typically ground-floor laundries. These units are secured to the concrete floor, and have a proven record of reliability with superior wash results.

Speed Queen delivers more than just clean results, with features designed to extend linen life, reduce water usage and utility costs and maximize productivity. The heavy-duty construction of the machines provides reliable operation and guarantees your washer-extractor will be in service for years to come. The high G-Force extraction feature removes more water from each load, reducing energy costs and shortening drying times – often enabling you to bypass the dryer altogether and go directly to your flatwork finisher due to the large volume of moisture extracted.

Strong on sustainability

Speed Queen washer-extractors are cost efficient and sustainable. This means low running costs due to low water usage and reduced energy and detergent consumption. Less waste, low emissions and recyclable products demonstrate that environmental and economic considerations are as important to us as they are to you. Better organization of your laundry facility and energy recycling also contribute to industry-leading sustainability.



ROBUST DESIGN



ERGONOMICAL CONSTRUCTION



LARGE DOOR OPENING



LOW WATER CONSUMPTION



ADVANCED TECHNOLOGY FOR GREATER RELIABILITY AND ENERGY SAVINGS

Hardworking features

- Proprietary advanced inverter drive technology provides smooth, reliable power – saving you 33% on electricity versus previous models
- Sump system design uses 11% less water while maximizing cleaning power
- Computer-optimized frame is lighter, lasts longer, balances loads more efficiently and is designed to reduce sound and vibration levels
- Ultimate protection for bearings with two triple-lip seals and an excluder face seal for an unprecedented seven layers of water protection
- Industry-leading flexible water level settings will help you save on utilities
- Fully programmable, self-cleaning four-compartment dispenser automatically dispenses detergent or fabric softener at appropriate times in the wash cycle
- Heat-treated, shatter-proof circular door glass also helps operators safely view the wash process
- Large door openings for easy loading and unloading.

Quantum™ Gold Control

Quantum™ Gold offers a total of 30 programmable cycles as well as 30 programmable water levels that enable you to adjust water use in every cycle step. PC programming and audit data retrieval save time, as do advanced diagnostics. A maximum extraction speed of 200 G-Force helps the laundry operation reduce drying time and utility consumption. Machines can be networked to give maximum feedback and control to the operators.

Quantum™ Standard

For laundry managers requiring basic management options, **Quantum™ Standard** comes with four cycle selections, two water levels and manual programming. It offers a maximum extraction speed of 100 G-Force. Programming ease and user-friendly operation ensure our technology makes your life easier, not more complicated.

A wide range of capacities

SC range of hardmount washer-extractors include: SC20, SC30, SC40, SC60, SC80, and SC100.

Our Tumble Dryer range offers you the highest dry quality for your towels and garments.

Over-dry Prevention Technology (OPT) preserves the fibers and quality of your towels and linen while reducing utility costs through the precise drying performance of OPT.



Optimizing energy and utilities

Speed Queen tumble dryers are designed to reduce energy consumption. This focus on energy and optimized throughput helps you lower your utility bills. State-of-the-art controls on our equipment also help your laundry operate more efficiently.

Providing healthcare businesses with reliable operation for years to come, Speed Queen tumble dryers are unmatched in their heavy-duty construction.

Our **single pocket tumble dryers** feature a concentrated airflow pattern and sealed cylinder rims to ensure maximum air utilization, superior drying performance and energy savings. Uncomplicated, our tumble dryers are designed with fewer moving parts to minimize maintenance and reduce wear and tear. Our tumble dryers also feature large, easy-to-clean lint compartments and heavy-duty door hinges that are designed to last.

Our line of **stack tumble dryers** provides double the capacity of Speed Queen single pocket tumble dryers while using only half the floor space and the same simple installation requirements.



EASY OPERATION



COMPACT DESIGN



LARGE DOOR OPENING



HIGH OUTPUT

A choice of two ranges

Speed Queen now offers you the choice of two tumble dryer ranges to best satisfy your needs. Our **ECO-Line** features a lower energy input and therefore a lower energy usage compared to our **Classic-Line** of tumble dryers. This extraordinary technology gives your hotel access to the lowest energy consumption rates in the industry.



HEAVY-DUTY CONSTRUCTION AND SUPERIOR PERFORMANCE

Hardworking features

- Large, easy to clean lint compartments
- Fewer moving parts to reduce maintenance requirements
- High-performance heater box increases energy efficiency, reduces drying times and provides a more comfortable operating environment
- A reversing cylinder helps eliminate tangles of large items such as sheets and blankets, ensuring even drying and easy removal of loads at cycle completion
- The Combustion Auto Response Equipped (C.A.R.E.) system alerts you to abnormally high temperatures in the cylinder to cool it down if necessary
- The majority of our machines feature an axial airflow pattern and sealed cylinder rims that deliver the fastest and most efficient drying results in the industry
- Available Over-dry Prevention Technology (OPT) eliminates the costs associated with over-drying
- The 55lb capacity model also fits through a 36" door opening and is 10" shorter than our 50lb unit, making it a great replacement option for laundries short on space.

Quantum™ Gold and Dual Digital Control

Quantum™ Gold offers the flexibility of 30 programmable cycles combined with the accuracy of our moisture sensing technology (OPT) to prevent over-drying, which saves you time and reduces your energy costs.

Dual Digital features include one touch cycle repeat, automatic extended tumble and a large digital countdown display for unrivalled ease of operation.

A wide range of capacities

ST range of single tumble dryers include: ST25, ST30, ST35, ST55, ST75, ST120, ST175, and ST200.

STT range of stack tumble dryers include: STT30 and STT45.

Our Ironer range offers the highest ironing quality for bed sheets and flat linen. Perfectly finished. That's the Speed Queen touch.

Reliable performance, maximum efficiency and high operation temperatures that help you ensure a superior standard of hygiene and clean for your facility.



Speed Queen offers a full solution for healthcare business operators including finishing equipment. The way you finish each job reflects your overall approach to providing a quality service for your customers. Choosing the right equipment can also help you reduce wage costs by achieving the results you need more efficiently.

For a first-class finish, Speed Queen roll-heated ironers ensure reliable performance and optimum efficiency for your hotel.

With a wide range of electric, gas or steam models for you to choose from, our flatwork finishing machines* are guaranteed to get the job done quickly, efficiently and, above all, safely. Delivering results of the highest quality, the range's advanced technology features also ensure reduced operating costs.



ROBUST DESIGN




ERGONOMICAL CONSTRUCTION



HIGH OUTPUT



GLOBAL IRONING SOLUTION



ROLL-HEATED IRONERS

Hardworking features

- Low maintenance equipment requires no lubrication
- Quality construction includes heavy-duty steel frames and cylinders
- Features like feeding trays, stop bars and alarms to make operation both safe and simple
- Available in 10" roller diameter with finishing width of 55"
- Available in 13" roller diameter with finishing widths of 66" and 82"
- Available in 20" roller diameter with finishing widths of 79", 102", and 126"

Micro Control

- Efficient and user-friendly, our Micro Control enables you to regulate temperature and reduce energy consumption.

THE SPEED QUEEN RANGE

SOFTMOUNT WASHER-EXTRACTORS



SY020

SY025

SY030

SY040

SY055

SY070

SY090, SY125

HARDMOUNT WASHER-EXTRACTORS



SC020

SC030

SC040

SC060

SC080

SC100

TUMBLE DRYERS



ST025, ST030

ST035

ST055

ST050, ST075

STT30, STT45

ST120

ST170, ST200

SMALL-CHASSIS



FRONT LOAD
WASHER

TOP LOAD
WASHER

DRYER

FLATWORK IRONERS




I10

FCU13X66
FCU13X82

FCU20X79
FCU20X102
FCU20X126

Speed Queen®



Alliance Laundry Systems
Worldwide Headquarters
PO Box 990, Shepard Street
Ripon, WI 54971 USA
920 748 3121 [TEL]
920 748 4564 [FAX]

speedqueencommercial.com

For the most accurate information, the installation guide should be used for all design and construction purposes.
Due to continuous product improvements, design and specifications subject to change without notice.
The quality management system of Alliance Laundry Systems' Ripon facility has been registered to ISO 9001:2000.