

ON-PREMISES
SINGLE TUMBLE DRYER

PT030

30lb

PT
RANGE



FEATURES

- Easy-to-use digital control
- Electric, gas and steam heating
- Large door opening for easy loading and unloading
- Galvanized cylinder
- Axial airflow
- Large self-cleaning lint screen
- Fits through 36" door opening

OPTIONS

- Reversing cylinder to avoid tangling of large items
- Stainless steel cylinder
- Stainless steel front panel
- Sensodry+® over-dry prevention technology lowers energy, utility and linen replacement costs
- SafeTech™ Fire Suppression System, a multi-port water manifold system, will saturate linens in an unlikely event of fire within the cylinder



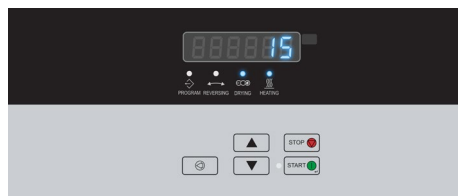
FAST DRYING




EASY
OPERATION



SERVICE
FRIENDLY



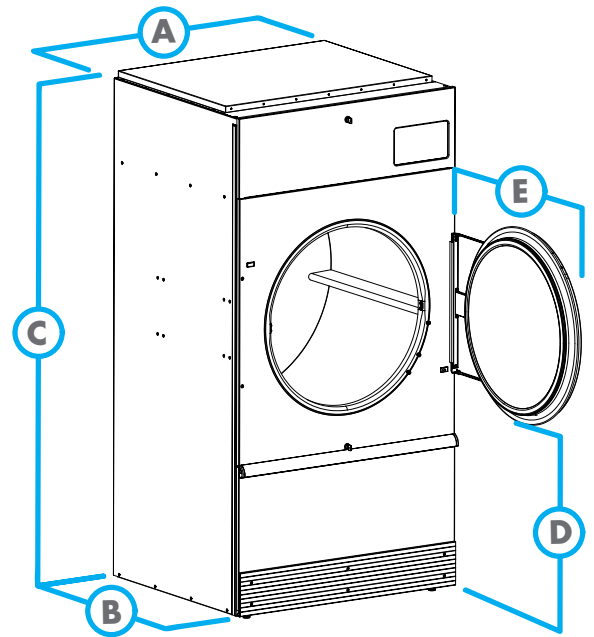
XQ Control



Dual Digital Control

GET AHEAD IN LAUNDRY 

MODEL		PT030
CONTROL OPTION		XQ, DDC
CAPACITY - lb (kg)		30 (14)
OVERALL WIDTH - in (mm)		28 (711)
OVERALL DEPTH - in (mm)		46.87 (1190)
OVERALL HEIGHT - in (mm)		63.87 (1622)
CYLINDER DIAMETER - in (mm)		26.5 (673)
CYLINDER VOLUME - cu. ft. (liters)		9.6 (272)
DOOR OPENING SIZE - in (mm)		22.69 (576)
ENERGY DATA	Steam Models - 100 psi	134,700 Btu/hr
	Electric Models	21 kW
EXHAUST - in (mm)		6 (152)
GAS CONNECTIONS - in (npt)		0.5
STEAM CONNECTIONS - in (npt)		0.75
MOTOR - hp	Fan	0.25
	Drive	0.25
DRYING AVERAGE - lbs/min	Gas Heating	0.57
	Electric Heating	0.6
AIRFLOW - cfm		500
ELECTRIC SPECS - amps		Non Rev (Rev)
GAS & STEAM	100/200-220/60/1 2W+G	11.0/5.8
	120/208-240/60/1 2W/3W+G	12.0/6.7
	200-208/240/60/3 3W+G	3.2/3.2 (4.0/4.0)
	380/60/3 3W+G	1.5 (2.0)
	440/60/3 3W+G	1.6 (2.0)
	460-480/60/3 3W+G	1.6 (2.0)
ELECTRIC	208/60/1 3W+G	108
	240/60/1 3W+G	94
	200/60/1 2W+G	108
	200-208/60/3 3W+G	62 (62)
	240/60/3 3W+G	54 (54)
	380/60/3 3W+G	33 (33)
	440/60/3 3W+G	29 (29)
	460-480/60/3 3W+G	27 (27)
SHIPPING DIMENSIONS APPROX. - in (mm)	Width	30 (762)
	Depth	49 (1245)
	Height	69 (1753)
NET WEIGHT - lb (kg)		330 (150)
SHIPPING WEIGHT - lb (kg)		364 (165)
AGENCY APPROVALS		cCSAus



DIMENSIONS	PT030
A. OVERALL WIDTH - in (mm)	28 (711)
B. OVERALL DEPTH - in (mm)	46.87 (1190)
C. OVERALL HEIGHT - in (mm)	63.87 (1622)
D. DOOR BOTTOM TO FLOOR - in (mm)	27.5 (669)
E. DOOR SWING - in (mm)	26.25 (667)

AY18-0031

For the most accurate information, the installation guide should be used for all design and construction purposes. Due to continuous product improvements, design and specifications subject to change without notice. The quality management system of Alliance Laundry Systems' Ripon facility has been registered to ISO 9001:2008.

© 2018 Alliance Laundry Systems LLC

www.primuslaundry.com

primus

by Alliance Laundry Systems