

SPEED QUEEN MULTI-HOUSING

NOBODY COMPARES TO OUR GUTS

COMMERCIAL SINGLE LOAD DRYER

Built for Reliable Performance

Nobody compares with Speed Queen because you get more than quality products. You get peace of mind because you're dealing with a company that is committed to the multi-housing industry. You get the ongoing support of a national network of authorized Speed Queen Laundry Service Providers. And you get state-of-the-art electronic technology to maximize community laundry room profitability. What else would you expect from the world's leading supplier of commercial laundry equipment?

EASY-TO-READ DIGITAL DISPLAY makes programming the machine a breeze and is easy to use, displaying vend price, cycle time and cycle status.

TOUCH PAD CONTROL allows for easy selection of four temperature options for customized cycles.

GALVANIZED STEEL dryer cylinder will not fade, corrode, chip, crack, or discolor with normal use.

EXTRA-LARGE CAPACITY means large loads aren't a problem. The 7.0 cu. ft. (198 liter) cylinder delivers superior tumble action to handle large, bulky loads with ease.

SECURED LINT FILTER is upfront, convenient to reach and easy to clean.

FRONT SERVICEABILITY means all major components can be serviced through lower access panel.

INTEGRATED METER CASE features superior meter case-to-top attachment for theft/vandalism protection.


COMMERCIAL GRADE porcelain enamel top for optimum durability.

INDUSTRY'S LARGEST DOOR OPENING measures 2.06 sq. ft. (1914cm²) for easy loading and unloading.

REVERSIBLE DOOR for installation flexibility.


QUIET, EFFICIENT blower system with 220 cfm (105 liters/sec).

LEVELING LEGS can be adjusted from inside dryer for quick and easy installation.

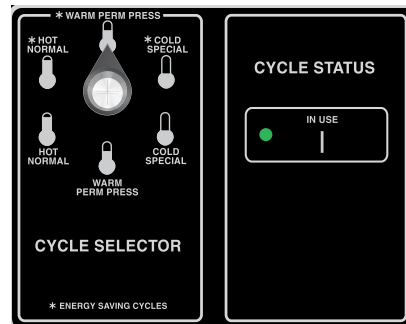


FEATURES

COMMERCIAL SINGLE LOAD DRYER



Quantum® Control Features: Digital display for vend price and cycle time countdown. Touch pad control with LEDs. Five cycle selections: High, medium, low temp, delicates and no heat. Dedicated Push-to-Start pad. Infrared programming. Quantum models available with card or coin start operation.



Coin Slide Control Features: Four-position fabric selection switch for normal, permanent press, delicate or no heat cycle. Push-to-Start button for safe operation. In-use light.

DRYER FEATURES AND ADVANTAGES

FEATURE	SPECIFICATION	ADVANTAGE
Cabinet Width - in (mm)	26.875 (683)	Space-Saving Design
Door Opening - sq ft (cm ²)	2.06 (1914)	Easy to Load
Reversible Door	Yes (solid door)	Simplifies Installation
Lint Filter	Secured	Prevents Removal
Cylinder Size - cu ft (liters)	7.0 (198)	Improves Tumbling
Airflow - cfm (liters/sec)	220* (105)	Less Wrinkling
Btu/Hour (gas)	25,000 Btu	Fast Drying
Heating Element (elec)	5350W/240V 4750W/208V	Energy Efficient

*measured at exhaust exit from dryer

CYCLE FACTORY DEFAULT AND PROGRAMMING

QUANTUM PROGRAMMING			QUANTUM TEMPERATURE SELECTION		
FEATURE	STANDARD SETTING	OPTIONS	TEMPERATURE	STANDARD SETTING	QUANTUM PROGRAMMING OPTIONS
Cycle Time	45 Minutes	0 - 99 Minutes	High	160°	110° - 160°
Additional Time	15 Minutes	0 - 99 Minutes	Medium	155°	110° - 160°
Cool Down	3 Minutes	1 - 15 Minutes	Low	145°	110° - 160°
Vend Price	\$1.75	\$0.00 - \$655.00	Delicate	115°	110° - 160°
			No Heat	No Heat	No Heat

For the most accurate information, the installation guide should be used for all design and construction purposes. Due to continuous product improvements, design and specifications subject to change without notice. The quality management system of Alliance Laundry Systems' Ripon facility has been registered to ISO 9001:2008.