

NOBODY COMPARES TO OUR GUTS

STACK WASHER/ DRYER

Speed Queen®

Nobody compares with Speed Queen because you get more than quality products. You get peace of mind because you're dealing with a company that is committed to the multi-housing industry. You get the ongoing support of a national network of authorized Speed Queen Laundry Service Providers. And you get state-of-the-art electronic technology to maximize community laundry room profitability. What else would you expect from the world's leading supplier of commercial laundry equipment?

SILVER LINING dryer cylinder, with galvanized steel interior, won't corrode, chip, crack or pit in normal use

DIGITAL DISPLAY makes programming the machine a breeze, the easy-to-read display shows vend price, cycle time and cycle status

LARGE COIN VAULT option is capable of handling \$150 worth of coins

BITRON SPRING hook lock and door switch

SEALED BEARING and aluminum bearing housing



ALUMINUM PULLEY

STAINLESS STEEL outer draitub

COMMERCIAL-DUTY brushless induction motor and high-tech drive

FOUR HEAVY-DUTY shock absorbers

FRONT SERVICEABILITY means all major components can be serviced through upper or lower access panel



EXTRA-LARGE CAPACITY means large loads aren't a problem with 7.0 cu. ft. (198 liter) cylinder delivers superior tumble action to handle permanent press fabrics

SUPERIOR AIRFLOW 220 cfm (105 liters/sec)* and tumble action generated through 1/3 HP (.25 kW) motor with quiet, efficient blower assembly
* Measured at point of exit from dryer

ELECTRONIC CONTROLS display vend price, cycle countdown and cycle status

MULTI-COMPARTMENT supply dispenser

STAINLESS STEEL washtub 2.84 cu. ft. (80 liter) capacity

HEAVY-DUTY stainless door hinge

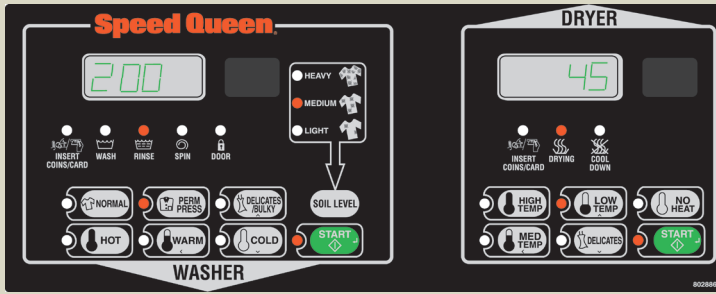
LARGE STAINLESS STEEL baffles for superior wash action

OUT-OF-BALANCE SWITCH

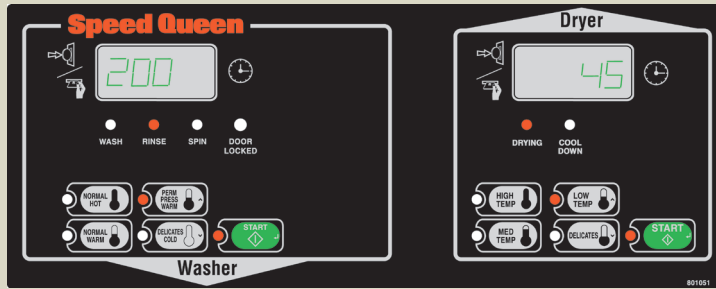
ELECTRIC PUMP heavy duty electric pump with foreign object trap or reliable drain valve

Call Speed Queen at 1-800-345-5649

STACK WASHER/DRYER FEATURES AND OPERATION



Quantum™ Control Features: Digital display for vend price and cycle time countdown. Touch pad control with LEDs. Three temperature selections for Hot, Warm or Cold water. Three fabric selections for Normal, Permanent Press or Delicate. Three soil level selections for light, medium, or heavy, offering 27 possible cycles. Push-to-Start activation. LEDs show the cycle and the door lock status. Infrared programming.



Micro Display Control Features: Digital display for vend price and cycle time countdown. Touch pad control with LEDs. Four fabric cycle selections for Normal/Hot, Normal/Warm, Permanent Press/Warm, Delicate/Cold. Push-to-Start activation. Cue light indicates door is locked. LEDs show the cycle and the door lock status.

QUANTUM™ AND MDC MODELS ARE AVAILABLE WITH CARD OR COIN START OPERATION.

ULTRA HIGH EFFICIENCY COMMERCIAL WASHER WATER USAGE

All Standard Front Load DOE "J1" Testing

	Average Hot	Average Cold	Average Total	Modified Energy Factor (liters/kWh/cycle)	Water Factor gal (liters/liter cycle)	ENERGY STAR® Qualified
Standard FLW CEE Tier 1	1.59 (6.02)	13.21 (50.00)	14.8 (56.02)	2.16 (61.2)	5.2 (0.7)	Yes
EcoWatersaver™ CEE Tier 2	1.59 (6.02)	11.21 (42.43)	12.8 (48.45)	2.24 (63.4)	4.5 (0.6)	Yes
CEE Tier 3	0.9 (3.4)	10.0 (37.85)	10.9 (41.25)	2.46 (69.8)	3.83 (0.51)	Yes

Water usages may vary for your particular application with 1 wash, 2 rinse pressure fills

WASH CYCLE FACTORY DEFAULT AND DRYER ADVANTAGES/SELECTIONS

Functions	Horizon Cycle Operation		
	Normal	Perm Press	Delicate
Cycle	Normal	Perm Press	Delicate
Water Temp Options	H-W-C*	H-W-C*	H-W-C*
Wash Action	Reversing	Reversing	Reversing
Speeds			
•Wash/Tumble RPM	50	50	41
•Distribution/Pump RPM	90	90	90
•Spin and Pump RPM	650	650	500
•Extract RPM	1000	650	500
Total Cycle Time	29:00	27:00	23:00
*Hot, Warm, Cold			

Feature	Specification	Advantage
Cabinet Height - in (mm)	76 5/8 (1946)	Space-Saving Design
Cylinder Size - cu. ft. (liters)	7.0 (198)	Improves Tumbling
Cylinder Size - cu. ft. (cm ²)	2.06 (1914)	Easy to Load
Lint Filter	Secured	Prevents Removal

Quantum™ Temperature Selection

Temperature	Standard Setting	Quantum™ Programming Options
High	160°	110°-160°
Medium	155°	110°-160°
Low	145°	110°-160°
Delicate	115°	110°-160°
No Heat	No Heat	No Heat

