

Speed Queen®

On-Premises

Single Pocket Tumble Dryers

25 lb (11.3 kg) Tumble Dryer


30 lb (13.9 kg) Tumble Dryer

35 lb (15.9 kg) Tumble Dryer

55 lb (24.9 kg) Tumble Dryer



A Passion to Lead




Speed Queen On-Premises Single Pocket Tumble Dryers

The on-premises laundry business is changing. Managers today must be flexible in adapting quickly to changes to linen processing formulas, while keeping operating costs within budget. Features that a few years ago were considered luxuries are now essential components to doing business.

Speed Queen is dedicated to giving managers the power to respond instantly to changes in order to produce superior wash quality. Programming ease and user-friendly operation ensure our technology makes your life easier, not more complicated.

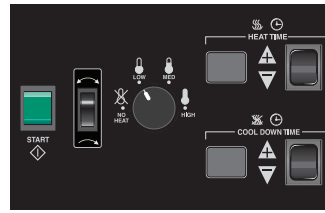
MicroMaster2



The MicroMaster2 tumble dryers feature an automatic drying cycle, or time dry. As the automatic cycle reaches the

appropriate dryness level, the tumble dryer begins the cool down process. Automatic dry cycles have factory-set dryness levels; other settings can be created. Operators can save frequently used settings as custom cycles. Fabric type also can be a cycle selection. Preset temperatures for various fabrics simplify drying. Indicator lights inform users of cycle status. Special Cycle specifies the number and temperature of heating cycles and allows users to select cycle frequency from heat-on to heat-off.

Dual Digital



Dual Digital timer control models enable operators to set drying time (0-60 minutes), cool down time

(1-15 minutes) and temperature (High, Medium, Low, No Heat). Features include one-touch cycle repeat, automatic extended tumble, and large digital time countdown display.



Classic Durability

For more than 100 years, the Speed Queen name has been synonymous with quality construction. That reputation continues today. All our tumble dryers are built on heavy-duty frames and utilize extremely durable internal components. Our commitment to quality ensures your laundry receives years of service from Speed Queen products.



Efficiency = Profitability

The faster and more efficient your tumbler dryers are, the more profitable your business is. Speed Queen's single pocket tumble dryer models in 25, 30, 35 and the recently added 55 lb unit feature an axial airflow process. This pattern ensures heated air comes in contact with the load at the optimum time in the tumble process. Bottom line? It's the fastest, most efficient drying process to save your operation in utility costs.



An Easy Open-and-Shut Case

Extra-large stainless steel doors and heavy-duty hinges ensure they can stand up to the repeated use of high-volume commercial laundries.

Belt-drive Simplicity

Speed Queen tumble dryers feature an all-belt drive system, which means they're less noisy than others in the market. And because the units utilize self-adjusting belts, maintenance costs are reduced.

Fast Heating

Our high-performance burners ignite instantly, providing the desired temperature quickly and efficiently distributing even heat. This means reduced drying times and energy savings.

C.A.R.E.® System

For laundries desiring an additional layer of security when it comes to the threat of laundry combustion within the tumble dryer cylinder, Speed Queen offers its Combustion Auto Response Equipped (C.A.R.E.) system as an option on 50 lb and 75 lb tumble dryers. C.A.R.E. monitors for excessive cylinder temperatures and sprays water on the load should it register an abnormally high reading. A "system active" signal also can be sent to a property's alarm system or another device.



Less Lint Clean-Up

A fine mesh lint screen cleans itself automatically, depositing lint into a large storage area for easy removal. The size of the compartment translates into emptying it once a day versus three times a day — saving time.

Warranty

Speed Queen's commitment to customers comes with an industry-leading warranty, which starts with a three-year* limited parts warranty. To us, building the best machines on the market doesn't mean much if we're not willing to also take the lead in standing behind them. As a Speed Queen customer, you'll never have to worry about our bond.

* Parts only, labor not included. See Speed Queen Warranty Bond for specifics.

OPL Single Pocket Tumble Dryer Specifications

	ST025	ST030	ST035	ST055
Control Option	MicroMaster2, Dual Digital	MicroMaster2, Dual Digital	MicroMaster2, Dual Digital	MicroMaster2, Dual Digital
Dry Capacity - lb (kg)	25 (11.3)	30 (13.6)	35 (15.9)	55 (24.9)
Filling Ratio - lb (kg)	20:1 = 24 (10.9)	20:1 = 30 (13.6)	20:1 = 38 (17.4)	20:1 = 54 (26.6)
Width - in (mm)	28" (711)	28" (711)	31 1/2" (800)	34 1/2" (876)
Depth - in (mm)	40 7/8" (1038)	46 7/8" (1191)	46 7/8" (1191)	53 5/8" (1362)
Height - in (mm)	63 7/8" (1622)	63 7/8" (1622)	63 7/8" (1622)	66 3/4" (1695)
Cylinder Depth - in (mm)	24" (610)	30" (762)	30" (762)	35" (889)
Cylinder Diameter - in (mm)	26 1/2" (673)	26 1/2" (673)	30" (762)	33" (838)
Cylinder Volume - cu. ft. (liters)	7.7 (217)	9.6 (271)	12.3 (347)	17.3 (491)
Door Opening Size - in (mm)	22 11/16" (576)	22 11/16" (576)	22 11/16" (576)	26 7/8" (683)
Airflow - cfm (liter/sec)	60 Hz: 500 (236) 50 Hz: 430 (203)	60 Hz: 500 (236) 50 Hz: 430 (203)	60 Hz: 650 (307) 50 Hz: 550 (260)	60 Hz: 700 (330) 50 Hz: 600 (283)
Air Outlet Diameter - in (mm)	6" (152)	6" (152)	8" (203)	8" (203)
Energy Data	Gas 60Hz - 64,000 Btu/hr (18.8 kW) 50Hz - 64,000 Btu/hr (18.8 kW) Steam At 100 psi (6.9 bar): 3.9 BHP, 135,000 Btu/hr (39.6 kW) Electric 12 kW	Gas 60Hz - 73,000 Btu/hr (21.4 kW) 50Hz - 73,000 Btu/hr (21.4 kW) Steam At 100 psi (6.9 bar): 3.9 BHP, 135,000 Btu/hr (39.6 kW) Electric 21 kW	Gas 60Hz - 90,000 Btu/hr (26.4 kW) 50Hz - 90,000 Btu/hr (26.4 kW) Steam At 100 psi (6.9 bar): 4.8 BHP, 166,000 Btu/hr (48.6 kW) Electric 24 kW	Gas 60Hz - 112,000 Btu/hr (32.8 kW) 50Hz - 102,000 Btu/hr (29.9 kW) Steam - - Electric 27 kW
Electrical Specifications	Gas and Steam 100/200-220/60/1; 2W+G 120/208-240/60/1; 2W/3W+G 200-208/240/60/3; 3W+G 380/60/3; 3W+G 460-480/60/3; 3W+G 100/200/50/1; 2W+G 230-240/50/1; 2W+G 200/50/3; 3W+G 230-240/50/3; 3W+G 380/50/3; 3W+G 400-415/50/3; 3W+G 380/400-415/50/3; 3W+G Electric 208/60/1; 3W+G 240/60/1; 3W+G 200/60/1; 2W+G 200-208/60/3; 3W+G 240/60/3; 3W+G 380/60/3; 3W+G 460-480/60/3; 3W+G 200/50/1; 2W+G 230-240/50/1; 2W+G 200/50/3; 3W+G 230-240/50/3; 3W+G 380/50/3; 3W+G 400-415/50/3; 3W+G	Amps 11.0/5.8 12.0/6.7 3.2/3.2 1.5 1.6 12.1/7.5 7.5 2.9 3.5 - - 1.5/1.6 108 94 108 62 54 33 27 105 95 60 55 33 31	Amps 11.0/5.8 12.0/6.7 3.2/3.2 1.5 1.6 12.1/7.5 7.5 2.9 3.5 - - 1.5/1.6 122 107 122 71 62 38 31 119 108 65 62 38 35	Amps 9.8/4.9 9.2/6.5 4.0/3.9 - - 10.0/6.2 5.5 - - 2.0 2.0 - 129 115 125 79 65 - - 131 119 - - 43 38
Motor Size - HP (W)	Fan 1/4 (187) Cylinder 1/4 (187)	1/4 (187) 1/4 (187)	1/4 (187) 1/4 (187)	1/2 (375) 1/2 (375)
Plumbing Connections	Gas 1/2" - NPT Steam 3/4" - NPT	1/2" - NPT 3/4" - NPT	1/2" - NPT 3/4" - NPT	1/2" - NPT -
Shipping Dimensions Approx. - in (mm)	Width 30" (762) Depth 43" (1092) Height 69" (1753)	30" (762) 49" (1245) 69" (1753)	33" (838) 49" (1245) 69" (1753)	35 1/2" (902) 59" (1499) 72" (1829)
Net Weight - lb (kg)	299 (135)	331 (150)	361 (164)	435 (197)
Shipping Weight - lb (kg)	332 (151)	364 (165)	394 (179)	476 (216)
Agency Approvals	Gas CSA Star, CSA Flame, cCSA _{US} , CE, Australia Gas Electrical & Steam cCSA _{US} , CE	CSA Star, CSA Flame, cCSA _{US} , CE, Australia Gas cCSA _{US} , CE	CSA Star, CSA Flame, cCSA _{US} , CE, Australia Gas cCSA _{US} , CE	CSA Star, CSA Flame, cCSA _{US} , CE, Australia Gas cCSA _{US} , CE

Tumble dryer models are made to suit a variety of electrical service characteristics. See your Speed Queen distributor for specifications. For further details on installation, refer to Installation, Operation and Maintenance instructions supplied with the tumble dryer. Amperage ratings available in Installation Manual.

For the most accurate information, the installation guide should be used for all design and construction purposes. Due to continuous product improvements, design and specifications subject to change without notice. The quality management system of Alliance Laundry Systems' Ripon facility has been registered to ISO 9001:2000.

©Copyright 2010 Alliance Laundry Systems LLC