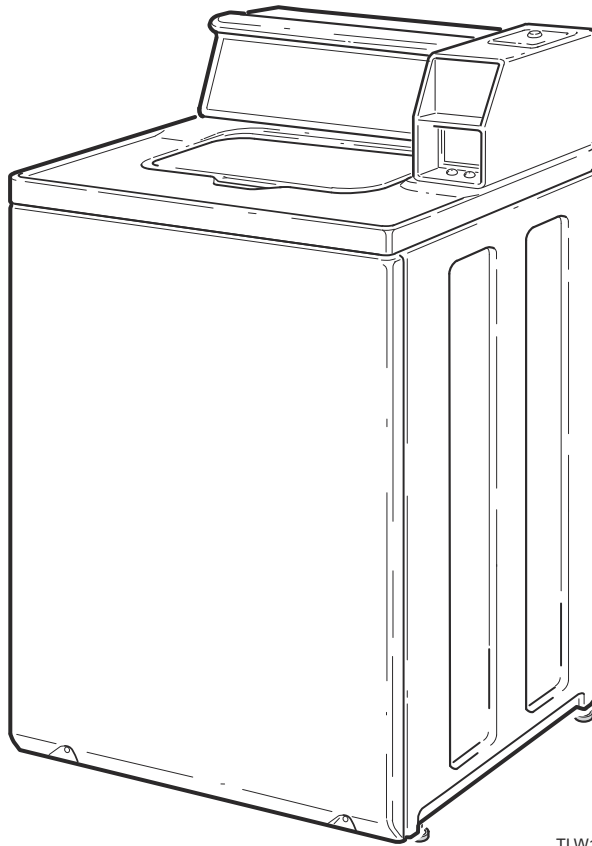


# Commercial Topload Washers

Metered and Nonmetered  
Refer to Page 5 for Model Numbers



TLW13C\_202731



# Table of Contents

Title	Page
Parts Ordering Information.....	3
Serial Plate Location .....	3
Model Identification .....	5
Coin Slide Extension, Meter Case and Control.....	6
Meter Case .....	8
Non-Electronic Coin Drop .....	10
Electronic Coin Drop .....	12
Control Panel, Control Hood and Controls (Drawing 1 of 12).....	14
Control Panel, Control Hood and Controls (Drawing 2 of 12).....	16
Control Panel, Control Hood and Controls (Drawing 3 of 12).....	18
Control Panel, Control Hood and Controls (Drawing 4 of 12).....	20
Control Panel, Control Hood and Controls (Drawing 5 of 12).....	22
Control Panel, Control Hood and Controls (Drawing 6 of 12).....	24
Control Panel, Control Hood and Controls (Drawing 7 of 12).....	26
Control Panel, Control Hood and Controls (Drawing 8 of 12).....	28
Control Panel, Control Hood and Controls (Drawing 9 of 12).....	30
Control Panel, Control Hood and Controls (Drawing 10 of 12).....	32
Control Panel, Control Hood and Controls (Drawing 11 of 12).....	34
Control Panel, Control Hood and Controls (Drawing 12 of 12).....	36
Lid .....	38
Cabinet Top .....	40
Lid, Lid Lock and Cabinet Top .....	42
Lid Switch.....	44
Mixing Valve-to-Tub Cover Hose and Mixing Valve.....	46
Fill Hose .....	48
Motor, Belt, Pump and Idler Assembly (Drawing 1 of 3).....	50
Motor, Belt, Pump and Idler Assembly (Drawing 2 of 3).....	52
Motor, Belt, Pump and Idler Assembly (Drawing 3 of 3).....	54
Idler Lever Kits .....	56
Agitator, Drive Bell, Hub and Lip Seal Kit and Washtub .....	58
Outer Tub, Cover, Bearing and Seal Housing and Counterweight .....	60
Pressure Hose and Bulb .....	62
Transmission Assembly .....	64
Drain Hoses and Siphon Break Kit .....	66
Weldment and Bearing Assembly, Brake and Pulley.....	68
Front Panel, Base Assembly and Cabinet Kit.....	70
Mixing Valve and Motor Disconnect Blocks, Terminals and Terminal Extractor Tool.....	72
Lead-In Cord .....	74
Terminals .....	76
Shipping Materials and Special Tools.....	78
Special Tools .....	80

© Copyright 2025, Alliance Laundry Systems LLC

All rights reserved. No part of the contents of this book may be reproduced or transmitted in any form or by any means without the expressed written consent of the publisher.

Wire Harnesses and Wires (Drawing 1 of 2).....	82
Wire Harnesses and Wires (Drawing 2 of 2).....	84
Parts Index.....	87

## Parts Ordering Information

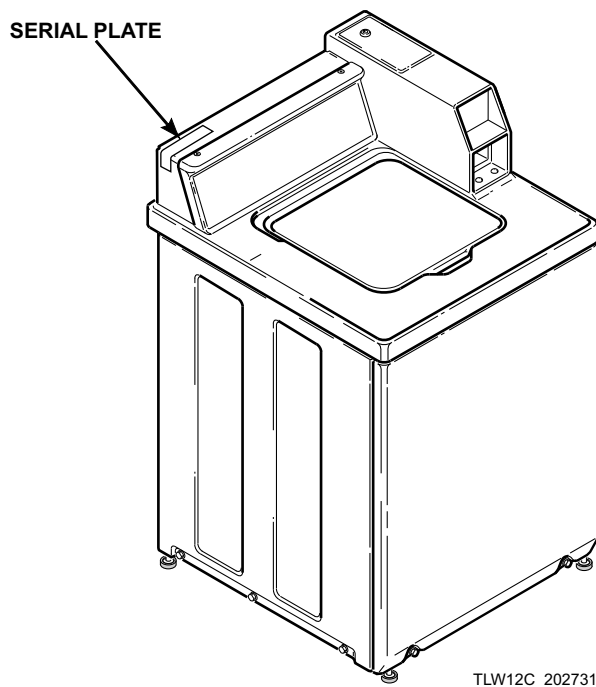
If literature or replacement parts are required, contact the source from whom the machine was purchased or contact Alliance Laundry Systems at (920) 748-3950 for the name and address of the nearest authorized parts distributor.

For technical assistance, call the number listed below:

(920) 748-3121 Ripon, Wisconsin

## Serial Plate Location

When calling or writing about your product, be sure to mention model and serial numbers. Model and serial numbers are located on serial plate(s) as shown.



TLW12C\_202731



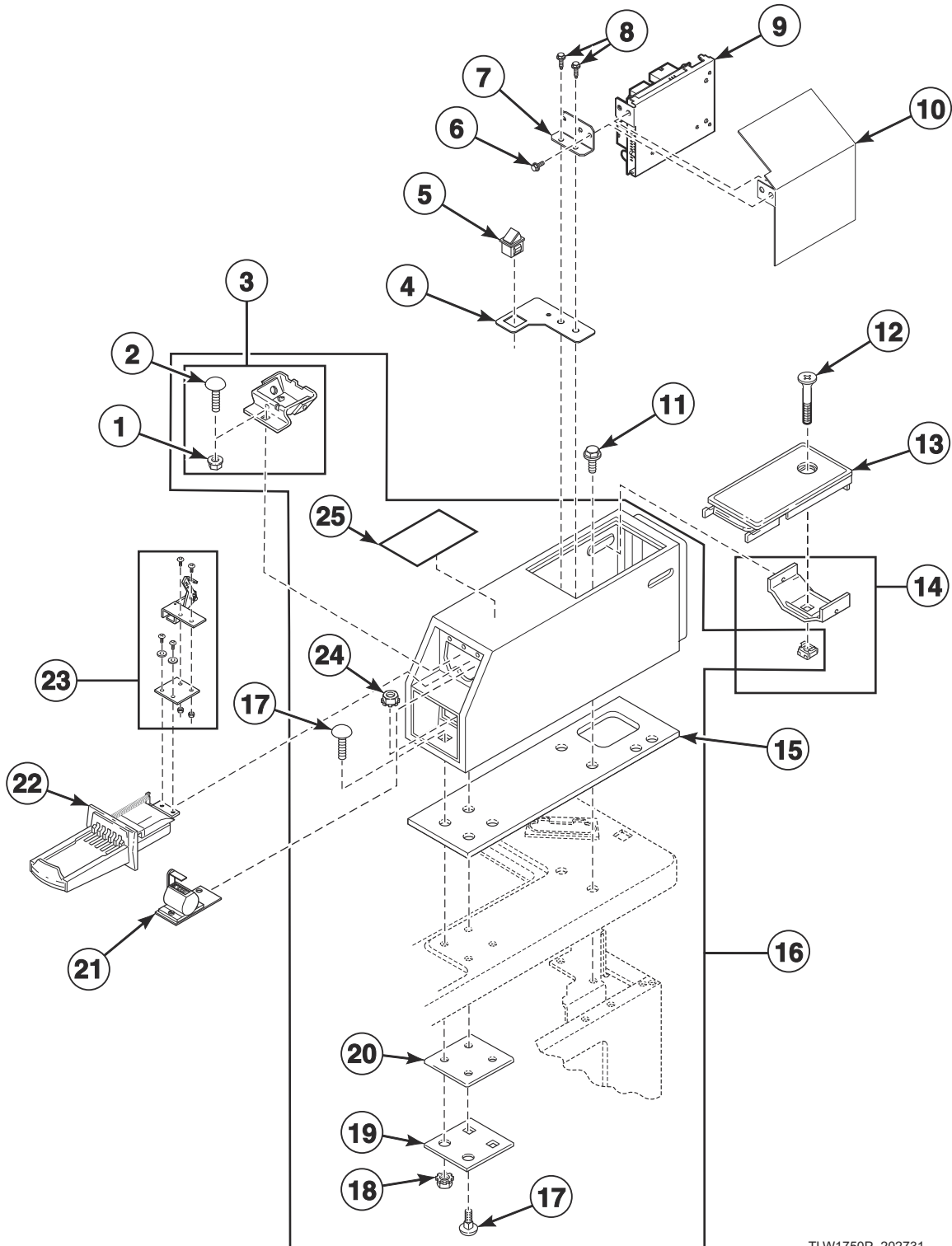
## Model Identification

Information in this manual is applicable to these washer models:

BWNBC2PP112TW01	NWNBX2SP302NW22	SWNLY2AP112TW01
BWNBX2PP112TW01	NWNMN1SP542NW22	SWNLY2HP112TW01
BWNBX2PP302AW01	NWNMN2SP302NW22	SWNLY2PP112TW01
BWNBX2PP112TW01	NWNSX2SP302NW22	SWNLY2SP112TW01
BWNMN2PP112CW01	PWNBC2PP112TG02	SWNLY2SP302NW22
BWNMN2PP302AW01	PWNBX2PP112TG02	SWNLMN1SP302AW01
BWNSX2PP112CW01	PWNBX2PP302AG02	SWNLMN1SP302NW22
GWNMN1PP302AW01	PWNSX2PP112TG02	SWNLMN1SP302SW01
GWNMN2PP302AW01	SWNBC2PP112TQ01	SWNLMN2PP112TW01
GWNMN2PP302NW01	SWNBC2PP112TW01	SWNLMN2SP112CW01
GWNMN2PP112TW01	SWNBC2PP112TW02	SWNLMN2SP112TW01
GWNSX1PP302AW01	SWNBC2SP112TQ01	SWNLMN2SP112TW08
GWNSX1PP302EW09	SWNBC2SP112TW01	SWNSX1PP112TQ01
GWNSX2PP112TW01	SWNBX1SP122DW01	SWNSX1PP112TW01
GWNSX2PP302AW01	SWNBX1SP542DW01	SWNSX1PP302AW01
GWNSX2PP302NW01	SWNBX2PP112TW02	SWNSX1SP112TQ01
HWNBC2PP112TQ01	SWNBX2SP082JW01	SWNSX1SP112TW01
HWNBC2PP112TW01	SWNBX2SP112FW27	SWNSX1SP302AW01
HWNBD2SP112CQ01	SWNBX2SP112TQ01	SWNSX1SP302BW01
HWNBD2SP112CW01	SWNBX2SP112TW01	SWNSX1SP302EW09
HWNBE2SP112CW01	SWNBX2SP302AW01	SWNSX1SP302NW22
HWNBX1SP122DW01	SWNBX2SP302NQ22	SWNSX1SP302SQ01
HWNBX1SP542DW01	SWNBX2SP302NW22	SWNSX1SP302SW01
HWNBX2SP112CW01	SWNBY2PP112TW01	SWNSX1SP302UW01
HWNBX2SP112FW28	SWNBY2SP112TW01	SWNSX1SP542NW22
HWNBX2PP112TW01	SWNLC2AP112TW01	SWNSX2PP112TQ01
HWNBX2SP112CW01	SWNLC2AP112TW02	SWNSX2PP112TW01
HWNLE2AP112CW01	SWNLC2HP112TQ01	SWNSX2PP112TW02
HWNLE2HP112CW01	SWNLC2HP112TW01	SWNSX2SP112CW02
HWNLE2SP112CW01	SWNLC2HP112TW02	SWNSX2SP112TQ01
HWNLX1SP122DW01	SWNLC2PP112TW01	SWNSX2SP112TW01
HWNLX1SP542DW01	SWNLC2PP112TW02	SWNSX2SP112TW02
HWNLX2HP112CW01	SWNLC2SP112TQ01	SWNLY2AP112TW11
HWNLX2SP112CW01	SWNLC2SP112TW01	SWNLY2HP112TW11
HWNLY2HP112CW01	SWNLC2SP112TW02	TWNBX2SP302NW22
HWNLY2SP112CW01	SWNLX1SP122DW01	UWNLMN2SP112CW01
HWNLMN2PP112TW01	SWNLX1SP542DW01	
HWNLMN2SP112CW01	SWNLX1SP542NW23	
HWNSX1PP112TQ01	SWNLX2AP112TW02	
HWNSX1PP112TW01	SWNLX2HP112TW01	
HWNSX1SP112CW01	SWNLX2HP112TW02	
HWNSX1SP302UW09	SWNLX2PP112TW02	
HWNSX2PP112TQ01	SWNLX2SP112TW01	
HWNSX2PP112TW01	SWNLX2SP112TW02	
HWNSX2SP112CW01		

# Coin Slide Extension, Meter Case and Control

Models BWNSX2PP112CW01, GWNSX1PP302AW01, GWNSX1PP302EW09, GWNSX2PP112TW01, GWNSX2PP302AW01, GWNSX2PP302NW01, HWNSX1PP112TQ01, HWNSX1PP112TW01, HWNSX1SP112CW01, HWNSX1SP302UW09, HWNSX2PP112TQ01, HWNSX2PP112TW01, HWNSX2SP112CW01, NWNSX2SP302NW22, PWNSX2PP112TG02, SWNSX1PP112TQ01, SWNSX1PP112TW01, SWNSX1PP302AW01, SWNSX1SP112TQ01, SWNSX1SP112TW01, SWNSX1SP302AW01, SWNSX1SP302BW01, SWNSX1SP302EW09, SWNSX1SP302NW22, SWNSX1SP302SQ01, SWNSX1SP302SW01, SWNSX1SP302UW01, SWNSX1SP542NW22, SWNSX2PP112TQ01, SWNSX2PP112TW01, SWNSX2PP112TW02, SWNSX2SP112CW02, SWNSX2SP112TQ01, SWNSX2SP112TW01 and SWNSX2SP112TW02



TLW1750P\_202731

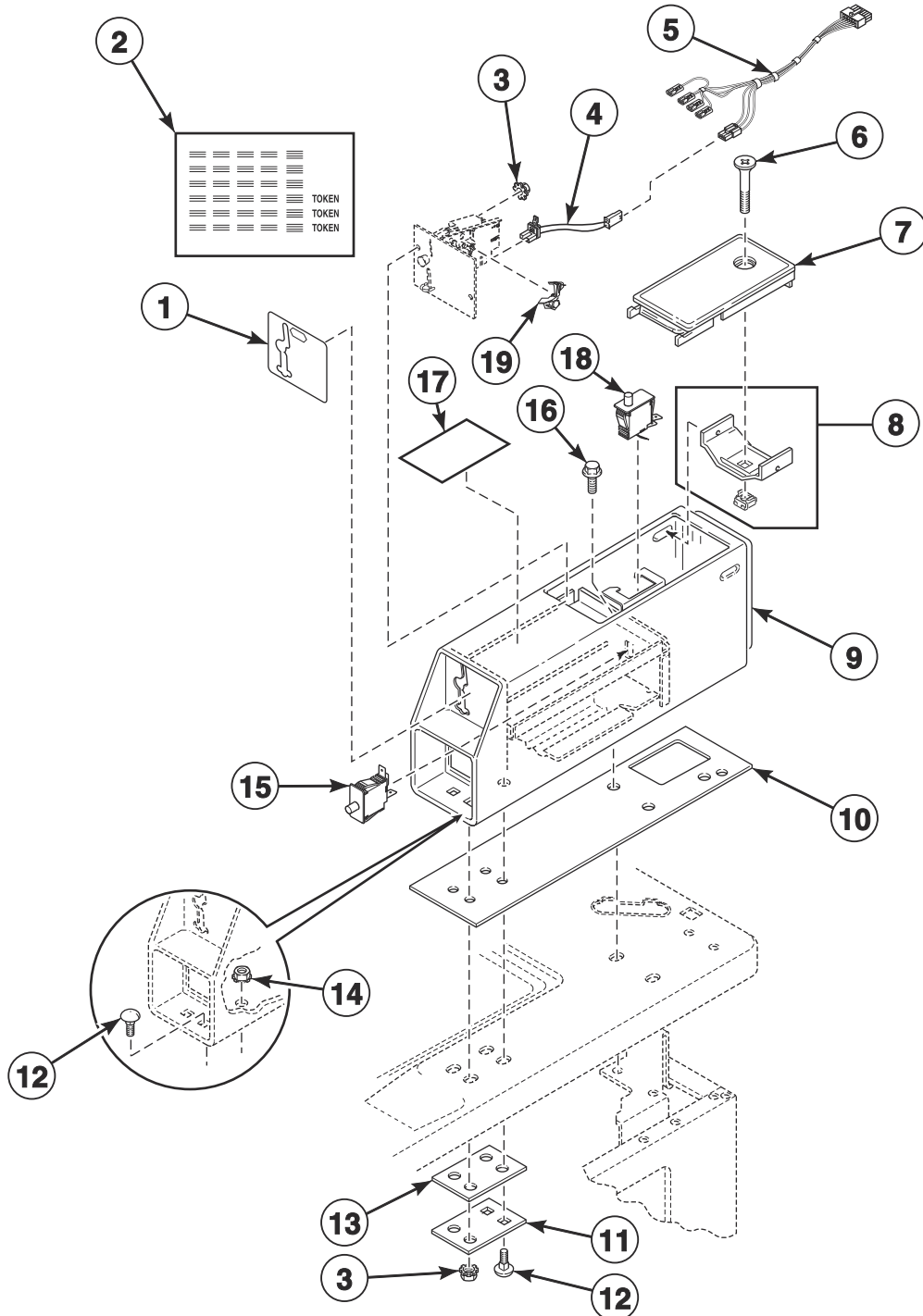


# Coin Slide Extension, Meter Case and Control

REF	PART NO.	DESCRIPTION	COMMENTS
1	29796	Nut	
2	29651	Bolt	
3	523P3	Coin Funnel Kit	
4	803662	Bracket	
5	431159	Switch	
6	D501524	Screw	
7	201581	Chassis Mounting Bracket	
8	D503688	Screw	
9	202393P	Control Assembly	
10	D512304	Control Shield	
11	36048	Screw	
12	D503673	Screw	
13	39874QP	Service Door Assembly	Bisque; Models HWNSX1PP112TQ01, HWNSX2PP112TQ01, SWNSX1PP112TQ01, SWNSX1SP112TQ01, SWNSX1SP302SQ01, SWNSX2PP112TQ01 and SWNSX2SP112TQ01
	39874DGP	Service Door Assembly	Gray; Model PWNSX2PP112TG02
	39874WP	Service Door Assembly	White; All other models
14	204616	Meter Case Locking Bracket Kit	
15	26354	Meter Case Gasket	
16	803575WP	Meter Case Assembly Kit	White; Models SWNSX2PP112TW02, SWNSX2SP112CW02 and SWNSX2SP112TW02
	803575DG	Meter Case Assembly Kit	Gray; Model PWNSX2PP112TG02
	803578P	Coin Box Extension Kit	Use with 803575W or 803575DG Meter Case Assembly to extend shorter 7-inch coin boxes; Models PWNSX2PP112TG02, SWNSX2PP112TW02, SWNSX2SP112CW02 and SWNSX2SP112TW02
	201010QP	Meter Case Kit	Bisque; Includes items 3, 15, 16, 18-21 and 24; Models HWNSX1PP112TQ01, HWNSX2PP112TQ01, SWNSX1PP112TQ01, SWNSX1SP112TQ01, SWNSX1SP302SQ01, SWNSX2PP112TQ01 and SWNSX2SP112TQ01
	807398W	Meter Case Kit	White; Includes items 3, 15, 16, 18-21 and 24; All other models
17	203798	Bolt	
18	29786	Nut	
19	35525	Meter Case Lockdown Bracket	
20	35526	Meter Case Bracket Gasket	
21	201280P	Mechanical Counter Kit Assembly	
22	CK001	Coin Slide Kit	U.S.A.
	CK009	Coin Slide Kit	STD-118-1 Token
	CK010P	Coin Slide Kit	STD-118-5 Token
	CK011	Coin Slide Kit	STD-118-10 Token
	CK014	Coin Slide Kit	U.S.A.
	CK017	Coin Slide Kit	Chilly Willy Token
	CK027	Slide	Tokette
23	200913	Coin Slide Extension Kit	Includes spring and items 4 and 5
	804794	Spring	
24	802337	Nut	
25	203152	Operation Instruction Label	Models GWNSX1PP302EW09, HWNSX1SP302UW09, SWNSX1SP302EW09 and SWNSX1SP302UW01

# Meter Case

Models BWNBC2PP112TW01, BWNBX2PP112TW01, BWNBX2PP302AW01, HWNBC2PP112TQ01, HWNBC2PP112TW01, HWNBD2SP112CQ01, HWNBD2SP112CW01, HWNBE2SP112CW01, HWNBX1SP122DW01, HWNBX1SP542DW01, HWNBX2SP112CW01, HWNBX2SP112FW28, HWNLE2AP112CW01, HWNLE2HP112CW01, HWNLE2SP112CW01, HWNLX1SP122DW01, HWNLX1SP542DW01, HWNLX2HP112CW01, HWNLX2SP112CW01, NWNBX2SP302NW22, PWNBC2PP112TG02, PWNBX2PP112TG02, PWNBX2PP302AG02, SWNBC2PP112TQ01, SWNBC2PP112TW01, SWNBC2PP112TW02, SWNBC2SP112TQ01, SWNBC2SP112TW01, SWNBX1SP122DW01, SWNBX1SP542DW01, SWNBX2PP112TW02, SWNBX2SP082JW01, SWNBX2SP112FW27, SWNBX2SP112TQ01, SWNBX2SP112TW01, SWNBX2SP302AW01, SWNBX2SP302NQ22, SWNBX2SP302NW22, SWNLC2AP112TW01, SWNLC2AP112TW02, SWNLC2HP112TQ01, SWNLC2HP112TW01, SWNLC2HP112TW02, SWNLC2PP112TW01, SWNLC2PP112TW02, SWNLC2SP112TQ01, SWNLC2SP112TW01, SWNLC2SP112TW02, SWNLX1SP122DW01, SWNLX1SP542DW01, SWNLX1SP542NW23, SWNLX2AP112TW02, SWNLX2HP112TW01, SWNLX2HP112TW02, SWNLX2PP112TW02, SWNLX2SP112TW01, SWNLX2SP112TW02, SWNLX2SP302AW01 and TWNBX2SP302NW22



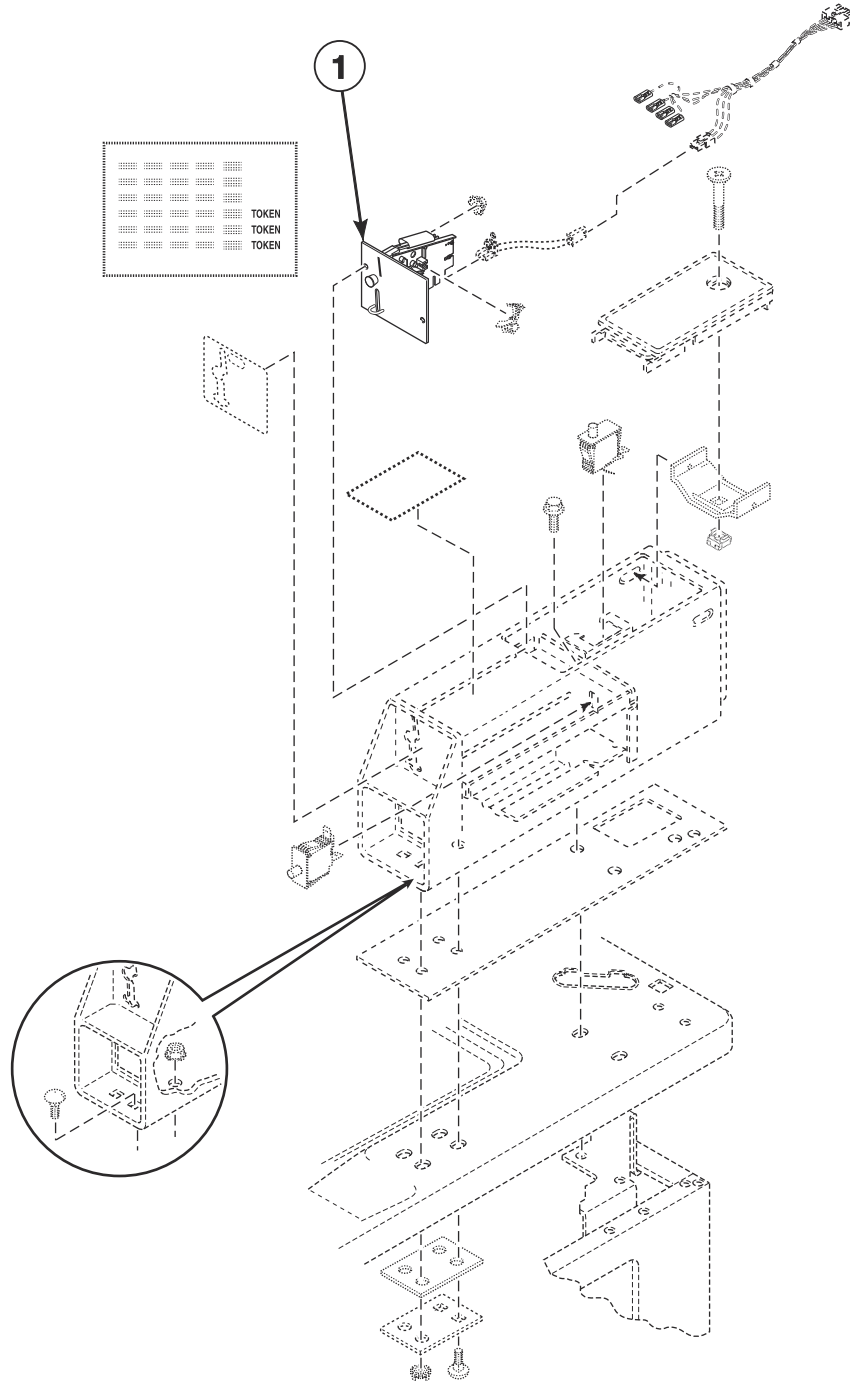
TLW1741P\_202731

# Meter Case

REF	PART NO.	DESCRIPTION	COMMENTS
1	38717	Single Overlay	\$.25
	38676	Overlay Kit	Dual; Includes item 2
	39073	Dual Overlay	\$.25 and \$1.00
2	38725	Coin Identification Paper	
3	29786	Nut	
4	200674P	Opto Coupler	
5	802904P	Harness Assembly	Models BWNBX2PP112TW01, HWNBC2PP112TQ01, HWNBC2PP112TW01, PWNBC2PP112TG02, SWNBC2PP112TQ01, SWNBC2PP112TW01, SWNBC2PP112TW02, SWNBC2SP112TQ01, SWNBC2SP112TW01, SWNLC2AP112TW01, SWNLC2AP112TW02, SWNLC2HP112TQ01, SWNLC2HP112TW01, SWNLC2HP112TW02, SWNLC2PP112TW01, SWNLC2PP112TW02, SWNLC2SP112TQ01, SWNLC2SP112TW01 and SWNLC2SP112TW02
	802905	Harness Assembly	All other models
6	D503673	Screw	
7	39874WP	Service Door Assembly	White
	39874QP	Service Door Assembly	Bisque
	39874DGP	Service Door Assembly	Dark gray
8	204616	Meter Case Locking Bracket Kit	
9	807401W	Meter Case Assembly Kit	Models SWNBC2PP112TW02, SWNBX2PP112TW02, SWNLC2AP112TW02, SWNLC2HP112TW02, SWNLC2PP112TW02, SWNLC2SP112TW02, SWNLX2AP112TW02, SWNLX2HP112TW02, SWNLX2PP112TW02 and SWNLX2SP112TW02
	807401DG	Meter Case Assembly	Models PWNBC2PP112TG02, PWNBX2PP112TG02 and PWNBX2PP302AG02
	803578P	Coin Box Extension Kit	Use with 803063W Meter Case Assembly to extend shorter 7 inch coin boxes; Models PWNBC2PP112TG02, PWNBX2PP112TG02, PWNBX2PP302AG02, SWNBC2PP112TW02, SWNBX2PP112TW02, SWNLC2PP112TW02, SWNLC2SP112TW02, SWNLX2PP112TW02 and SWNLX2SP112TW02
	807406W	Meter Case Assembly	Models HWNBE2SP112CW01, HWNLE2AP112CW01, HWNLE2HP112CW01, HWNLE2SP112CW01, SWNLC2AP112TW02, SWNLC2HP112TW02, SWNLX2AP112TW02 and SWNLX2HP112TW02
	202877W	Meter Case Assembly	White; All other models
	202877Q	Meter Case Assembly	Bisque; All other models
	10	26354	Meter Case Gasket
11	35525	Meter Case Lockdown Bracket	
12	203798	Bolt	
13	35526	Meter Case Bracket Gasket	
14	802337	Nut	
15	D512973	Switch	Through Serial No. 1810000001
	70529301	Switch	Starting Serial No. 1810000001
16	36048	Screw	
17	203152	Operation Instruction Label	
18	D512973	Switch	Through Serial No. 1810000001
19	201595P	Wire Guard	Anti-stringing security device

# Non-Electronic Coin Drop

Models BWNBC2PP112TW01, BWNBX2PP112TW01, BWNBX2PP302AW01, HWNBC2PP112TQ01, HWNBC2PP112TW01, HWNBD2SP112CQ01, HWNBD2SP112CW01, HWNBE2SP112CW01, HWNBX1SP122DW01, HWNBX1SP542DW01, HWNBX2SP112CW01, HWNBX2SP112FW28, HWNLE2AP112CW01, HWNLE2HP112CW01, HWNLE2SP112CW01, HWNLX1SP122DW01, HWNLX1SP542DW01, HWNLX2HP112CW01, HWNLX2SP112CW01, NWNBX2SP302NW22, PWNBC2PP112TG02, PWNBX2PP112TG02, PWNBX2PP302AG02, SWNBC2PP112TQ01, SWNBC2PP112TW01, SWNBC2PP112TW02, SWNBC2SP112TQ01, SWNBC2SP112TW01, SWNBX1SP122DW01, SWNBX1SP542DW01, SWNBX2PP112TW02, SWNBX2SP082JW01, SWNBX2SP112FW27, SWNBX2SP112TQ01, SWNBX2SP112TW01, SWNBX2SP302AW01, SWNBX2SP302NQ22, SWNBX2SP302NW22, SWNLC2AP112TW01, SWNLC2AP112TW02, SWNLC2HP112TQ01, SWNLC2HP112TW01, SWNLC2HP112TW02, SWNLC2PP112TW01, SWNLC2PP112TW02, SWNLC2SP112TQ01, SWNLC2SP112TW01, SWNLC2SP112TW02, SWNLX1SP122DW01, SWNLX1SP542DW01, SWNLX1SP542NW23, SWNLX2AP112TW02, SWNLX2HP112TW01, SWNLX2HP112TW02, SWNLX2PP112TW02, SWNLX2SP112TW01, SWNLX2SP112TW02, SWNLX2SP302AW01 and TWNBX2SP302NW22



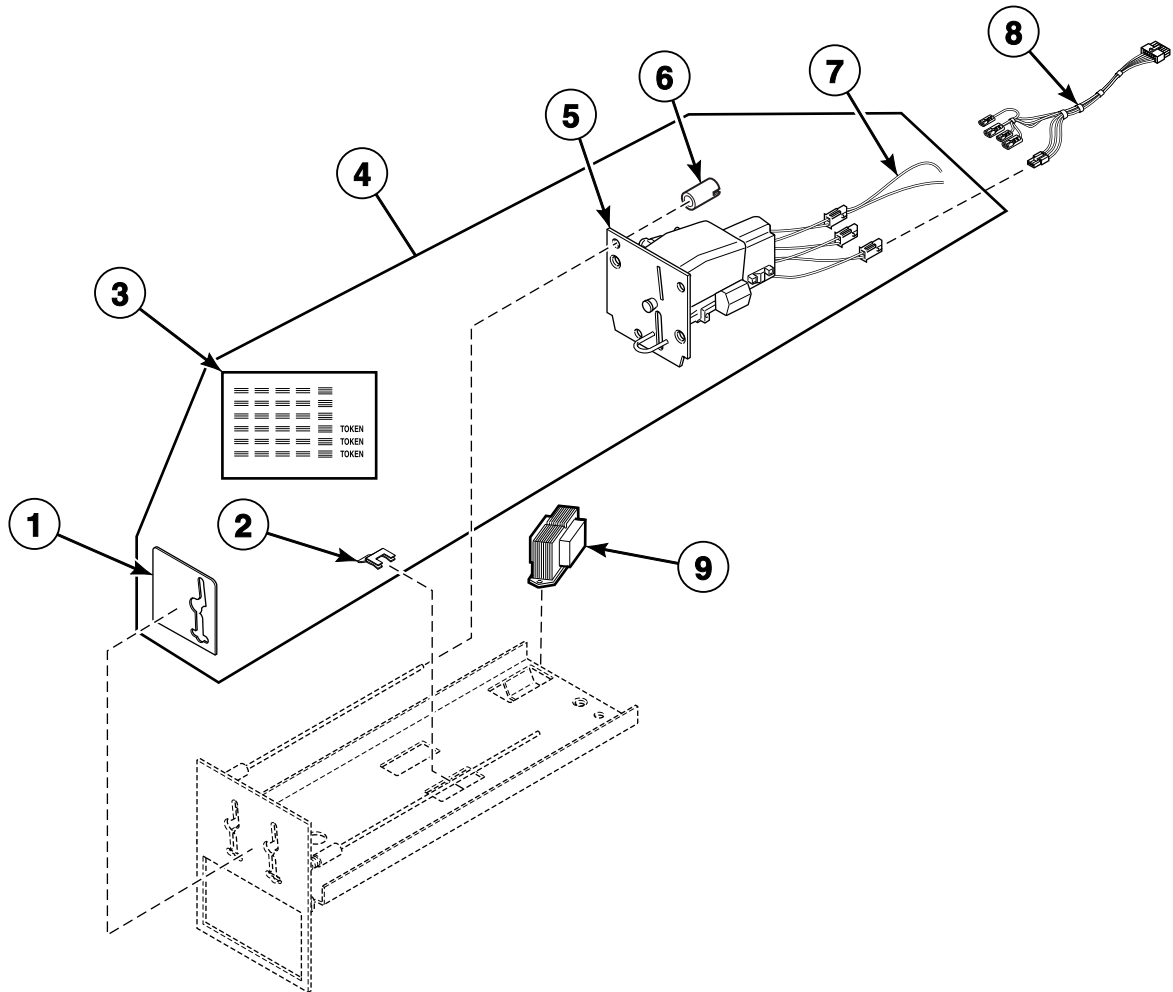
TLW1741PA\_202731

## Non-Electronic Coin Drop

REF	PART NO.	DESCRIPTION	COMMENTS
1	70441601P	Coin Drop	Single; U.S.A.; \$.25
	200731	Coin Drop	Single; U.S.A.; \$1.00
	70441603	Coin Drop	Dual; U.S.A.; \$.25 and \$1.00
	38467	Coin Drop Assembly	Dual; Australia; \$0.20 and \$1.00
	70447301	Coin Drop Assembly	Dual; Australia; \$1.00 and \$2.00
	38464P	Coin Drop Assembly	Single; Canada; .25
	70441602	Coin Drop Assembly	Dual; Canada; .25 and 1.00
	38472	Coin Drop Assembly	Dual; England; 20 pence and 1 pound
	38519	Coin Drop Assembly	Dual; Japan; 100 yen and 500 yen
	38521	Coin Drop Assembly	Dual; Korea; 100 won and 500 won
	CK114	Coin Drop Assembly	Single; Singapore; Old \$1.00
	CK123	Coin Drop Kit	Single; Singapore; New \$1.00
	70482401	Coin Drop Assembly	Dual; New Zealand ; \$1.00 and \$2.00
	38462P	Coin Drop Assembly	Single; Token; STD 118-1
	38463	Coin Drop Assembly	Single; Token; STD 118-5
	38963P	Coin Drop	Single; Token STD 118-16
	553192	Coin Meter	Dual; Danish Crown
	39157	Coin Drop Assembly	Dual; Israel; 1 and 5 Shekel
	38475	Coin Drop Assembly	Single; Japan; 100 yen
	210195	Coin Drop Assembly	Dual; 0.20 and 1.00 Euro
	210196	Coin Drop Assembly	Dual; 0.50 and 1.00 Euro
	70281102	Coin Drop Assembly	Dual; Taiwan; 10 and 50 NT
	70506901	Coin Drop Assembly	Single; Singapore; \$1.00 NEW
	CK097	Coin Drop Kit	Single; Jeton 08MS
	201141	Coin Drop Assembly	Single; Token; Jeton wh121
	CK055	Coin Drop Kit	Token STD 118-1
	CK056	Coin Drop Kit	Token STD 118-5
	CK057	Coin Drop Kit	Single; Canada; \$0.25
	CK058	Coin Drop Kit	Dual; Canada; \$0.25 and \$1.00
	CK077	Coin Drop Kit	Single; Taiwan; 10 NT
	CK060	Coin Drop Kit	Dual; Australia; \$0.20 and \$1.00
	CK071	Coin Drop Kit	Dual; Japan; 100 yen and 500 yen
	CK078	Coin Drop Kit	Single; U.S.A.; \$0.25
	CK085	Coin Drop Kit	Single; Token STD 118-16
	CK086	Coin Drop Kit	Dual; Israel; 1 and 5 Shekel
	CK089	Coin Drop Kit	Single; Japan; 100 yen
	CK090	Coin Drop Kit	Single; U.S.A.; \$1.00
	CK091	Coin Drop Kit	Dual; 0.20 and 1.00 Euro
	CK097	Coin Drop Kit	Single; Token; Jeton 08MS
	CK098	Coin Drop Kit	Single; Token; Jeton wh121
	CK107	Coin Drop Kit	Dual; Taiwan; 10 and 50 NT
	CK111	Coin Drop Kit	Dual; Australia; \$1.00 and \$2.00
	CK122	Coin Drop Kit	Dual; New Zealand; \$1.00 and \$2.00

# Electronic Coin Drop

Models BWNBC2PP112TW01, BWNBX2PP112TW01, BWNBX2PP302AW01, HWNBC2PP112TQ01, HWNBC2PP112TW01, HWNBD2SP112CQ01, HWNBD2SP112CW01, HWNBE2SP112CW01, HWNBX1SP122DW01, HWNBX1SP542DW01, HWNBX2SP112CW01, HWNBX2SP112FW28, HWNLE2AP112CW01, HWNLE2HP112CW01, HWNLE2SP112CW01, HWNLX1SP122DW01, HWNLX1SP542DW01, HWNLX2HP112CW01, HWNLX2SP112CW01, NWNBX2SP302NW22, PWNBC2PP112TG02, PWNBX2PP112TG02, PWNBX2PP302AG02, SWNBC2PP112TQ01, SWNBC2PP112TW01, SWNBC2PP112TW02, SWNBC2SP112TQ01, SWNBC2SP112TW01, SWNBX1SP122DW01, SWNBX1SP542DW01, SWNBX2PP112TW02, SWNBX2SP082JW01, SWNBX2SP112FW27, SWNBX2SP112TQ01, SWNBX2SP112TW01, SWNBX2SP302AW01, SWNBX2SP302NQ22, SWNBX2SP302NW22, SWNLC2AP112TW01, SWNLC2AP112TW02, SWNLC2HP112TQ01, SWNLC2HP112TW01, SWNLC2HP112TW02, SWNLC2PP112TW01, SWNLC2PP112TW02, SWNLC2SP112TQ01, SWNLC2SP112TW01, SWNLC2SP112TW02, SWNLX1SP122DW01, SWNLX1SP542DW01, SWNLX1SP542NW23, SWNLX2AP112TW02, SWNLX2HP112TW01, SWNLX2HP112TW02, SWNLX2PP112TW02, SWNLX2SP112TW01, SWNLX2SP112TW02, SWNLX2SP302AW01 and TWNBX2SP302NW22



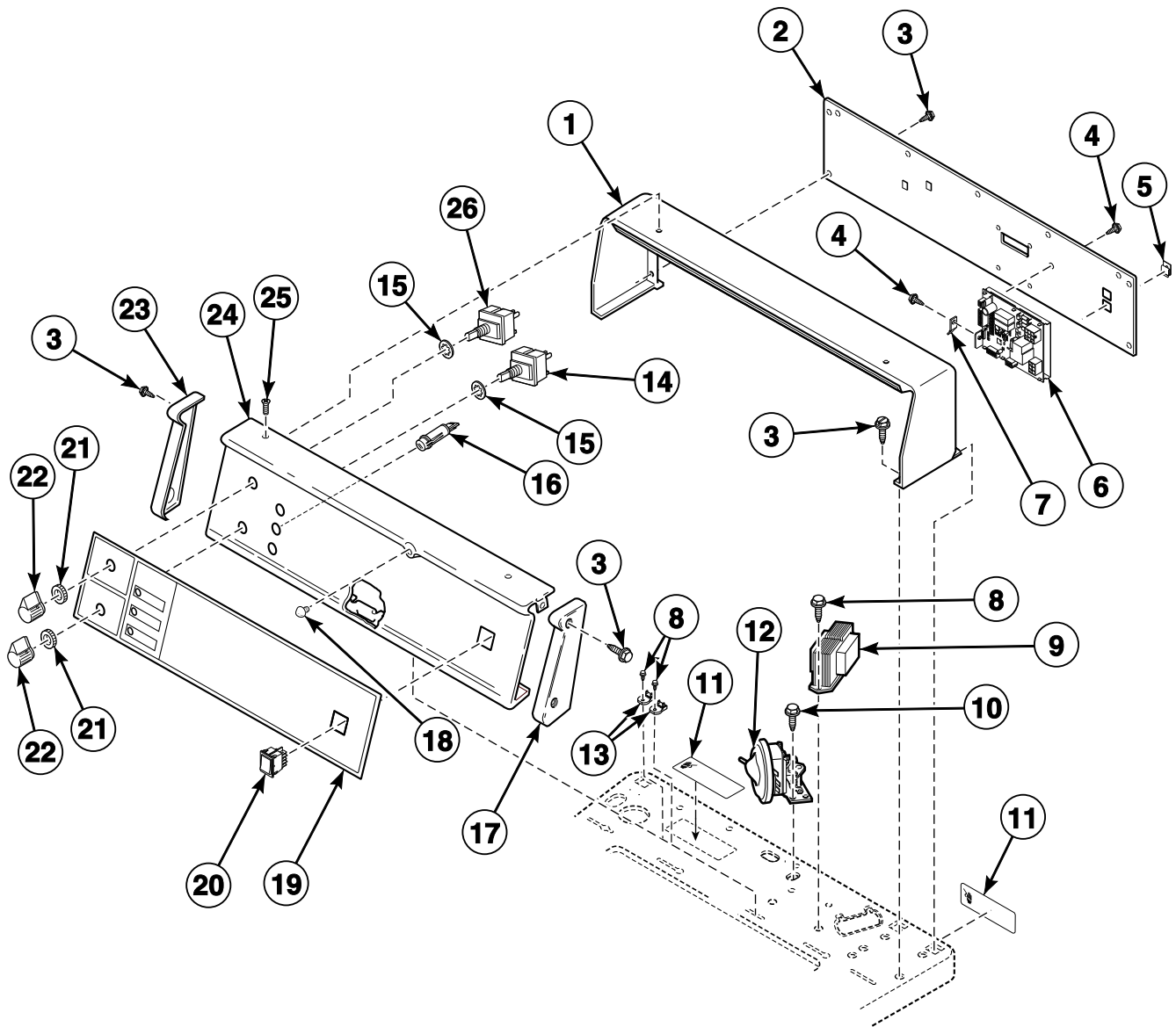
TLW1638P\_202731

# Electronic Coin Drop

REF	PART NO.	DESCRIPTION	COMMENTS
1	201091	Overlay	
2	201572	Clip	
3	38725	Coin Identification Paper	
4	CK115	Electronic Coin Drop Kit	Includes items 1-3 and 5-7; Models BWNBC2PP112TW01, HWNBC2PP112TQ01, HWNBC2PP112TW01, HWNBD2SP112CQ01, HWNBD2SP112CW01, PWNBC2PP112TG02, SWNBC2PP112TQ01, SWNBC2PP112TW01, SWNBC2PP112TW02, SWNBC2SP112TQ01, SWNBC2SP112TW01, SWNLC2AP112TW01 SWNLC2HP112TQ01, SWNLC2AP112TW02, SWNLC2HP112TW01, SWNLC2HP112TW02, SWNLC2PP112TW01, SWNLC2PP112TW02, SWNLC2SP112TQ01, SWNLC2SP112TW01 and SWNLC2SP112TW02 must also order items 8 and 9
	CK099	Electronic Coin Drop Kit	Includes items 1-3 and 5-7; Australia, New Zealand, Hong Kong and South Korea coins
	CK100	Electronic Coin Drop Kit	Includes items 1-3 and 5-7; Euro and Great Britain coins
	CK101	Electronic Coin Drop Kit	Includes items 1-3 and 5-7; Euro, Denmark and Norway coins
	CK103	Electronic Coin Drop Kit	Includes items 1-3 and 5-7; Euro, Lithuania and Latvia coins
	CK116	Electronic Coin Drop Kit	Includes items 1-3 and 5-7; Malaysia (old and new) and China coins
	CK125	Electronic Coin Drop Kit	Includes items 1-3 and 5-7; South African 1, 2, 5 rand coins
	CK109	Electronic Coin Drop Kit	Includes items 1-3 and 5-7; Euro coins
	CK110	Electronic Coin Drop Kit	Includes items 1-3 and 5-7; Mexico, Ecuador and United States coins
	CK113	Electronic Coin Drop Kit	Includes items 1-3 and 5-7; Japan and Taiwan coins
	CK120	Electronic Coin Drop Kit	Includes items 1-3 and 5-7; Chile coins
	CK121	Electronic Coin Drop Kit	Includes items 1-3 and 5-7; Singapore coins
	CK117	Electronic Coin Drop Kit	Includes items 1-3 and 5-7; Russian coins
	CK118	Electronic Coin Drop Kit	Includes items 1-3 and 5-7; Philippine coins
	CK119	Electronic Coin Drop Kit	Includes items 1-3 and 5-7; Thailand coins
5	70513302	Electronic Coin Drop Assembly	Euro and Great Britain coins
	70294122	Electronic Coin Drop Assembly	Great Britain coins
	70294104	Electronic Coin Drop Assembly	Euro, Denmark and Norway coins
	70294107	Electronic Coin Drop Assembly	Euro, Lithuania and Latvia coins
	70294117	Electronic Coin Drop Assembly	Russia coins
	70294110	Electronic Coin Drop Assembly	South African 1, 2, 5 rand coins
	70294111	Electronic Coin Drop Assembly	Euro coins
	70513306	Electronic Coin Drop Assembly	Mexico, Ecuador and United States coins
	70294120	Electronic Coin Drop Assembly	Chile coins
	70294121	Electronic Coin Drop Assembly	Singapore coins
	70294103P	Electronic Coin Drop Assembly	Euro and Great Britain coins
	70513311	Electronic Coin Drop Assembly	Malaysia (old and new) and China coins
	70294119	Electronic Coin Drop Assembly	Thailand coins
6	201216	Nut	
7	201104	Coin Drop Wire Harness	
8	802905	Harness Assembly	Electronic coin drop requires this harness. If unit is not factory-equipped with this harness, it must be ordered separately.
9	201375P	Transformer	Electronic coin drop requires this transformer. If unit is not factory-equipped with this transformer, it must be ordered separately.

# Control Panel, Control Hood and Controls (Drawing 1 of 12)

Models BWNMN2PP112CW01, GWNMN2PP302NW01, GWNMN2PP112TW01, HWNMN2PP112TW01, HWNMN2SP112CW01, NWNMN1SP542NW22, NWNMN2SP302NW22, SWNMN1SP302NW22, SWNMN1SP302SW01, SWNMN2PP112TW01, SWNMN2SP112CW01, SWNMN2SP112TW01, SWNMN2SP112TW08 and UWNMN2SP112CW01



TLW1736P\_202731

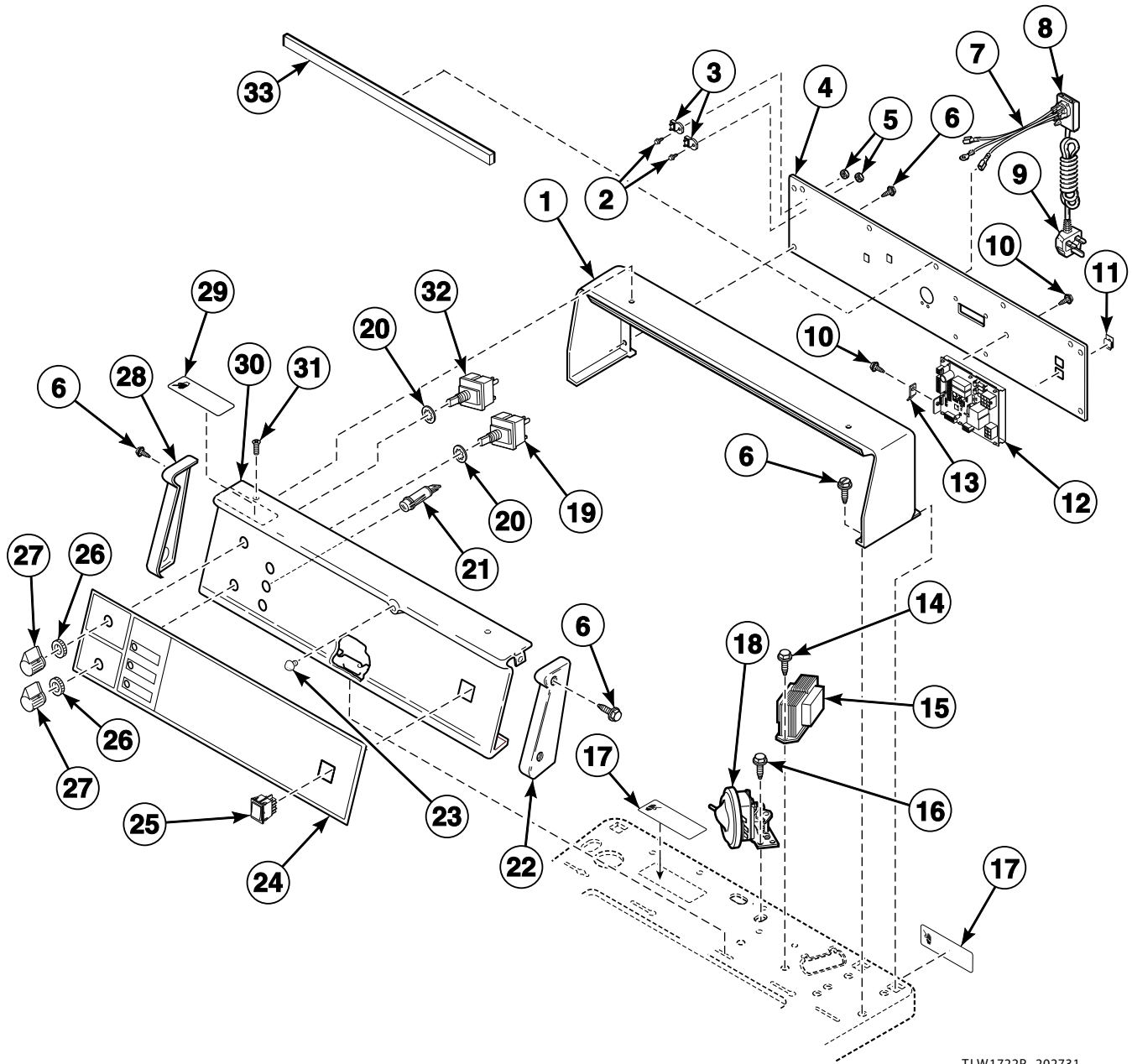


## Control Panel, Control Hood and Controls (Drawing 1 of 12)

REF	PART NO.	DESCRIPTION	COMMENTS
1	210142W	Control Hood	
2	201732	Rear Panel	
3	D501086	Screw	
4	D501524	Screw	
5	M406494	Panel Clip	
6	202393P	Control Assembly	
7	00177	Male Tab Terminal	
8	D503661	Screw	
9	201616P	Transformer	Models GWNMN2PP302NW01, NWNMN1SP542NW22, NWNMN2SP302NW22, SWNMN1SP302NW22 and SWNMN1SP302SW01
	201587P	Transformer	All other models
10	23962	Screw	
11	D505281	Disconnect Power Warning Label	
12	202655	Pressure Switch	
13	210100	Resistor	Models GWNMN2PP302NW01, NWNMN1SP542NW22, NWNMN2SP302NW22, SWNMN1SP302NW22 and SWNMN1SP302SW01
14	201686	Cycle Selector Switch	All models except NWNMN1SP542NW22, SWNMN1SP302NW22 and SWNMN1SP302SW01
15	91029	Washer	
16	801431	Light	
17	210108W	End Cap	Right
18	202469	Control Panel Bumper	
	M400795	Bumper	Extra thick
19	201718	Control Overlay	Models SWNMN2PP112TW01, SWNMN2SP112CW01, SWNMN2SP112TW01 and SWNMN2SP112TW08
	201762	Control Overlay	Models HWNMN2PP112TW01 and HWNMN2SP112CW01
	202012	Control Overlay	Model BWNMN2PP112CW01
	201936	Control Overlay	Models GWNMN2PP302NW01 and GWNMN2PP112TW01
	202012	Control Overlay	Model BWNMN2PP112CW01
	201744	Control Overlay	Models SWNMN1SP302NW22 and SWNMN1SP302SW01
	202134	Control Overlay	Model NWNMN1SP542NW22
	202129	Control Overlay	Model NWNMN2SP302NW22
	202362	Control Overlay	Model UWNMN2SP112CW01
20	70455101	Rocker Switch	
21	24205	Nut	
22	39897	Switch Knob	
23	210109W	End Cap	Left
24	201742W	Control Panel Assembly	
25	52864	Screw	
26	201686	Cycle Selector Switch	Models NWNMN1SP542NW22, SWNMN1SP302NW22 and SWNMN1SP302SW01
	27761	Switch	All other models

# Control Panel, Control Hood and Controls (Drawing 2 of 12)

Models BWNMN2PP302AW01, GWNMN1PP302AW01, GWNMN2PP302AW01 and SWNMN1SP302AW01



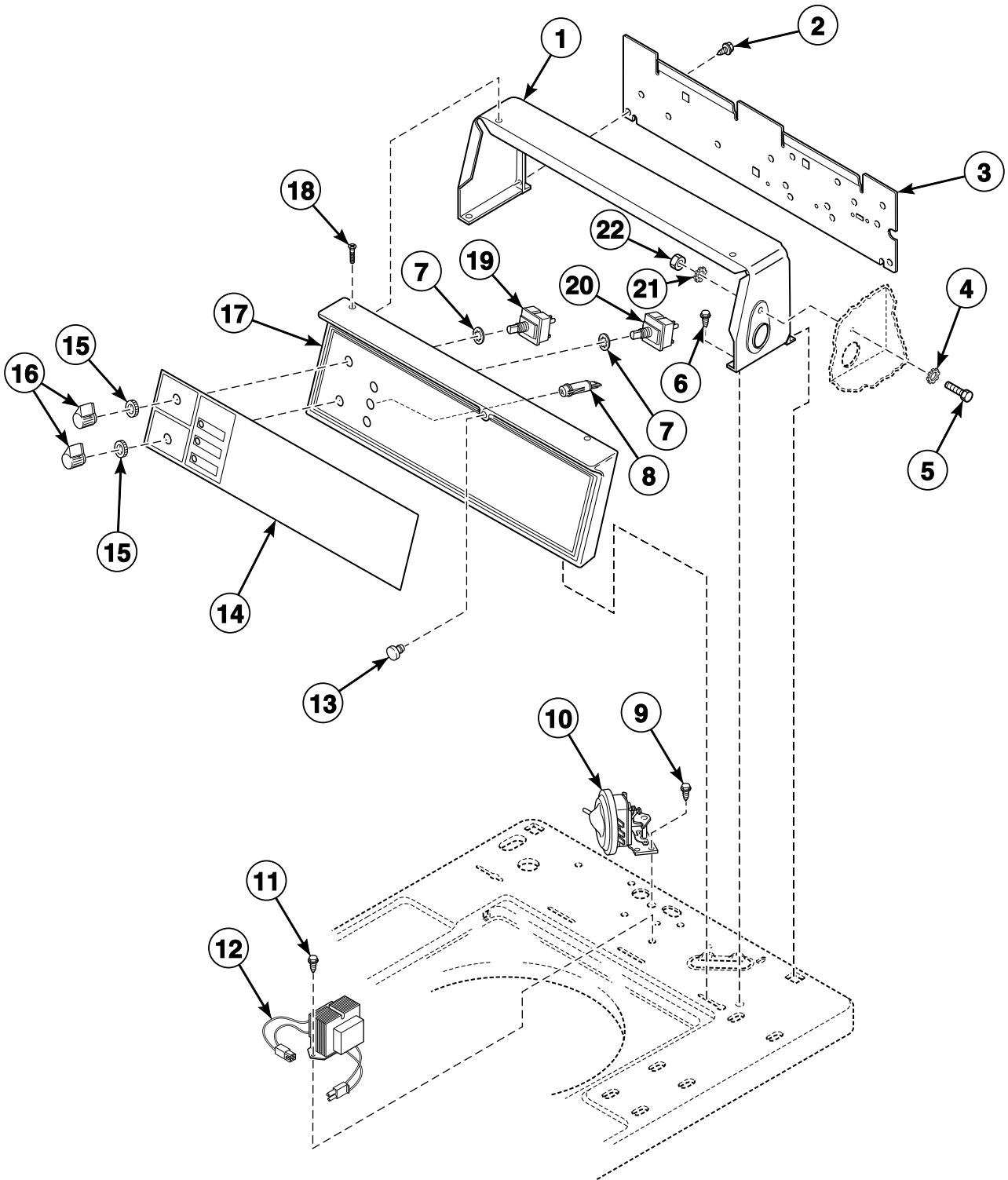
TLW1722P\_202731

## Control Panel, Control Hood and Controls (Drawing 2 of 12)

REF	PART NO.	DESCRIPTION	COMMENTS
1	210142W	Control Hood	
2	685837	Screw	
3	210100	Resistor	
4	203072	Rear Panel	
5	802343	Nut	
6	D501086	Screw	
7	39923	Lead-In Wire Harness Assembly	
8	39922	Cable Connection Box	
9	808047	Power Cord Assembly	
10	D501524	Screw	
11	M406494	Panel Clip	
12	202393P	Control Assembly	
13	00177	Male Tab Terminal	
14	D503661	Screw	
15	201616P	Transformer	
16	23962	Screw	
17	D505281	Disconnect Power Warning Label	
18	202655	Pressure Switch	
19	201686	Cycle Selector Switch	Models BWNMN2PP302AW01 and GWNMN2PP302AW01
20	91029	Washer	
21	801431	Light	
22	210108W	End Cap	Right
23	202469	Control Panel Bumper	
	M400795	Bumper	Extra thick
24	201744	Control Overlay	Model SWNMN1SP302AW01
	201938	Control Overlay	Model GWNMN1PP302AW01
	201936	Control Overlay	Model GWNMN2PP302AW01
	202012	Control Overlay	Model BWNMN2PP302AW01
25	70455101	Rocker Switch	
26	24205	Nut	
27	39897	Switch Knob	
28	210109W	End Cap	Left
29	D511021	Shock Warning Label	
30	201742W	Control Panel Assembly	
31	52864	Screw	
32	27761	Switch	Models BWNMN2PP302AW01 and GWNMN1PP302AW01
	201686	Cycle Selector Switch	All other models
33	70392701P	Gasket	

# Control Panel, Control Hood and Controls (Drawing 3 of 12)

Models BWNSX2PP112CW01, GWNSX2PP112TW01, HWNSX1PP112TQ01, HWNSX1PP112TW01, HWNSX1SP112CW01, HWNSX2PP112TQ01, HWNSX2PP112TW01, HWNSX2SP112CW01, PWNSX2PP112TG02, SWNSX1PP112TQ01, SWNSX1PP112TW01, SWNSX1SP112TQ01, SWNSX1SP112TW01, SWNSX2PP112TQ01, SWNSX2PP112TW01, SWNSX2PP112TW02, SWNSX2SP112CW02, SWNSX2SP112TQ01, SWNSX2SP112TW01 and SWNSX2SP112TW02



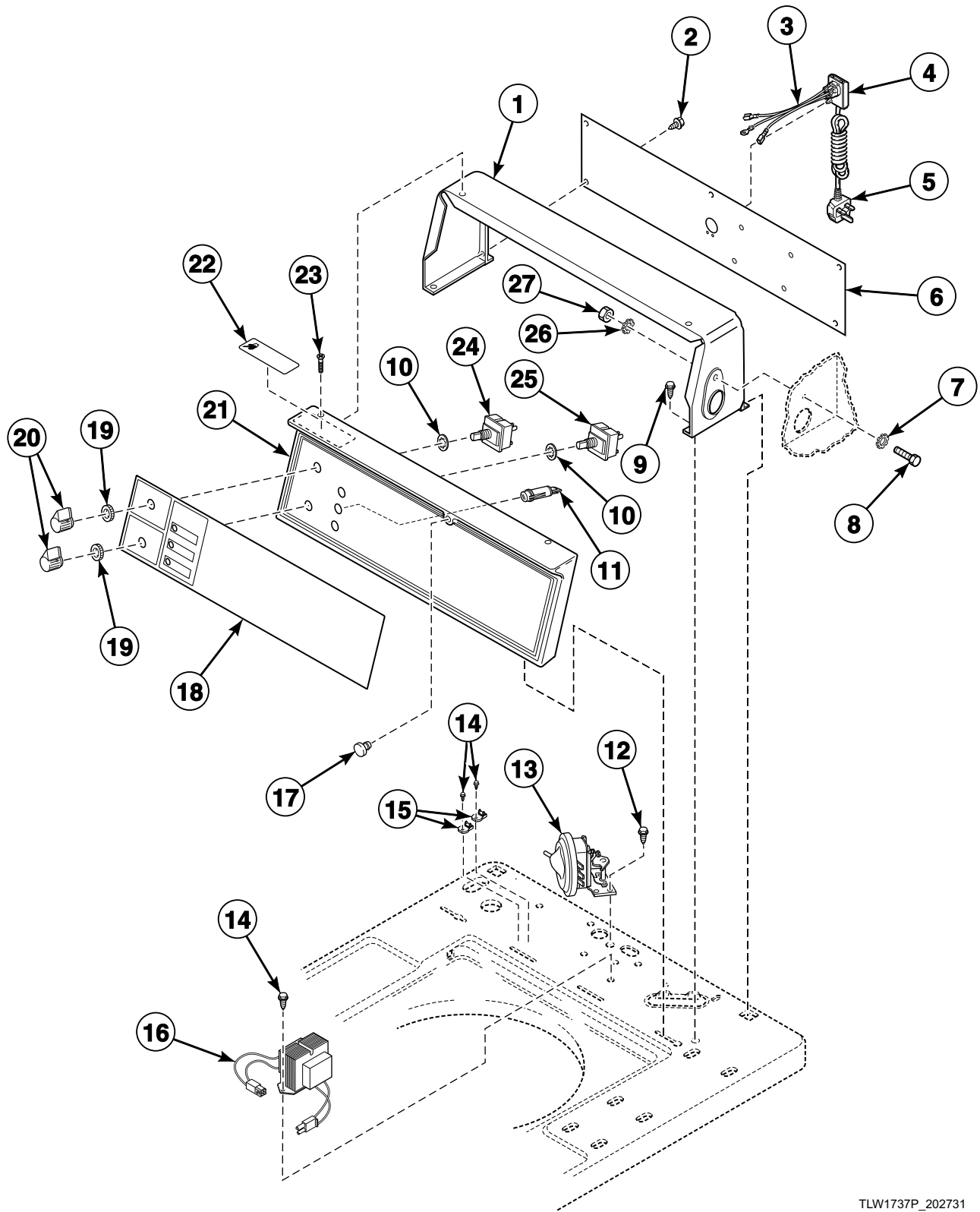
TLW1600P\_202731

## Control Panel, Control Hood and Controls (Drawing 3 of 12)

REF	PART NO.	DESCRIPTION	COMMENTS
1	37075W	Control Hood	White
	37075Q	Control Hood	Bisque
	37075DG	Control Hood	Gray
2	23222	Screw	
3	38267	Hood Back Panel	
4	M400017	Washer	
5	02916	Screw	
6	D501086	Screw	
7	91029	Washer	
8	801431	Light	
9	23962	Screw	
10	202655	Pressure Switch	
11	D503661	Screw	
12	201587P	Transformer	
13	202469	Control Panel Bumper	
	M400795	Bumper	Extra thick
14	201668	Control Overlay	Models SWNSX2PP112TQ01, SWNSX2PP112TW01, SWNSX2PP112TW02, SWNSX2SP112CW02, SWNSX2SP112TQ01, SWNSX2SP112TW01 and SWNSX2SP112TW02
	201674	Control Overlay	Models HWNSX1PP112TQ01, HWNSX1PP112TW01 and HWNSX1SP112CW01
	201675	Control Overlay	Models HWNSX2PP112TQ01, HWNSX2PP112TW01 and HWNSX2SP112CW01
	201667	Control Overlay	Models SWNSX1PP112TQ01, SWNSX1PP112TW01, SWNSX1SP112TQ01 and SWNSX1SP112TW01
	201935	Control Overlay	Model GWNSX2PP112TW01
	201999	Graphic Overlay	Model BWNSX2PP112CW01
	204005	Control Overlay	Model PWNSX2PP112TG02
15	24205	Nut	
16	39897	Switch Knob	
17	36520DG	Control Panel and Bracket Assembly	Gray; Model PWNSX2PP112TG02
	36521WP	Control Panel and Bracket Assembly	White; All other models
	36521QP	Control Panel and Bracket Assembly	Bisque; All other models
18	D500226	Screw	Phillips head
	35528	Screw	Torx head
19	27761	Switch	Models BWNSX2PP112CW01, GWNSX2PP112TW01, HWNSX2PP112TQ01, HWNSX2PP112TW01, HWNSX2SP112CW01, PWNSX2PP112TG02, SWNSX2PP112TQ01, SWNSX2PP112TW01, SWNSX2PP112TW02, SWNSX2SP112CW02, SWNSX2SP112TQ01, SWNSX2SP112TW01 and SWNSX2SP112TW02
	201686	Cycle Selector Switch	All other models
20	201686	Cycle Selector Switch	Models BWNSX2PP112CW01, GWNSX2PP112TW01, HWNSX2PP112TQ01, HWNSX2PP112TW01, HWNSX2SP112CW01, PWNSX2PP112TG02, SWNSX2PP112TQ01, SWNSX2PP112TW01, SWNSX2PP112TW02, SWNSX2SP112CW02, SWNSX2SP112TQ01, SWNSX2SP112TW01 and SWNSX2SP112TW02
21	02431	Washer	
22	44087101	Nut	

# Control Panel, Control Hood and Controls (Drawing 4 of 12)

Models GWNSX1PP302AW01, GWNSX2PP302AW01, GWNSX2PP302NW01, NWNSX2SP302NW22, SWNSX1PP302AW01, SWNSX1SP302AW01, SWNSX1SP302BW01, SWNSX1SP302NW22, SWNSX1SP302SQ01, SWNSX1SP302SW01, SWNSX1SP302UW01 and SWNSX1SP542NW22



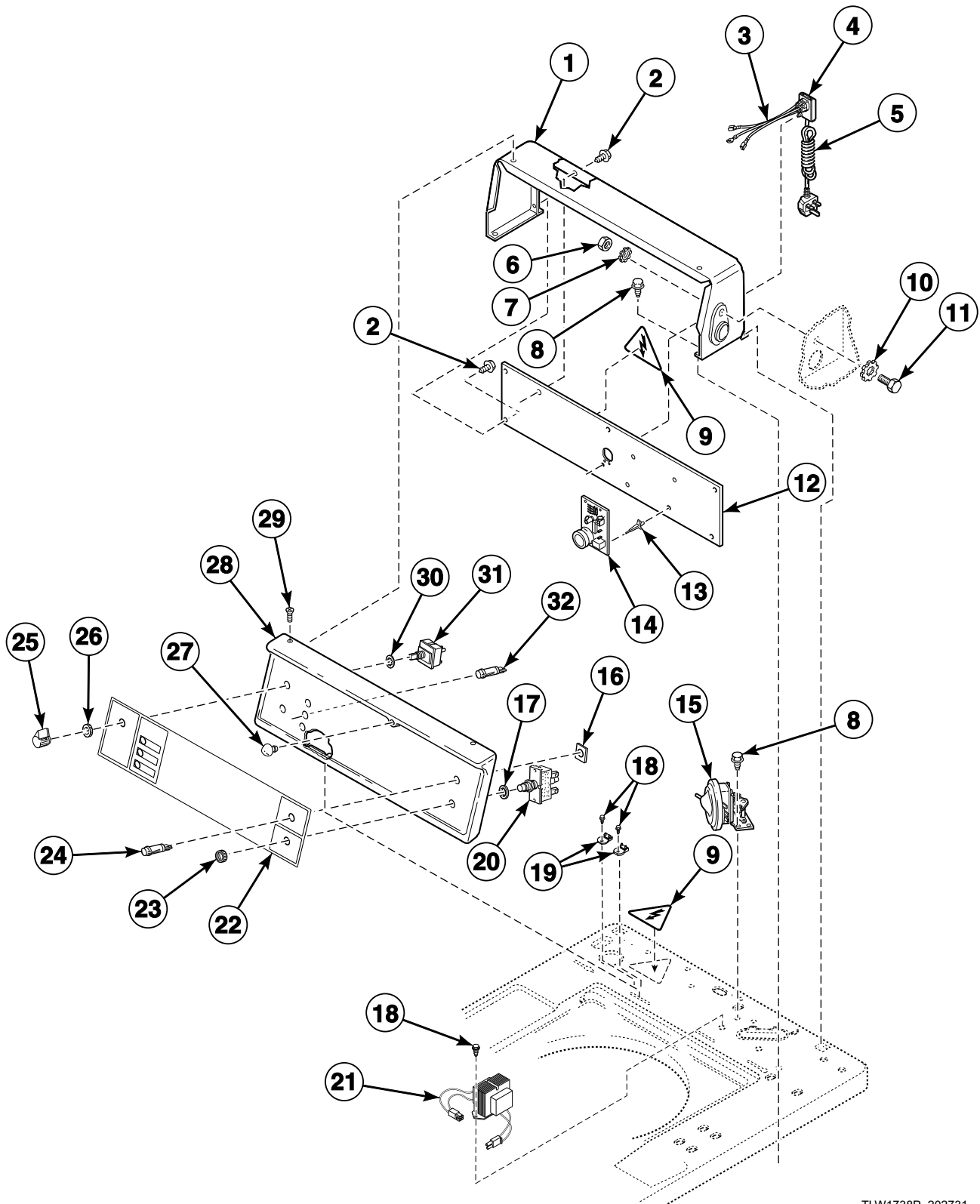
TLW1737P\_202731

## Control Panel, Control Hood and Controls (Drawing 4 of 12)

REF	PART NO.	DESCRIPTION	COMMENTS
1	37075W	Control Hood	White
	37075Q	Control Hood	Bisque
2	23222	Screw	
3	39923	Lead-In Wire Harness Assembly	Models GWNSX1PP302AW01, GWNSX2PP302AW01, SWNSX1PP302AW01, SWNSX1SP302AW01, SWNSX1SP302BW01 and SWNSX1SP302UW01
4	39922	Cable Connection Box	Models GWNSX1PP302AW01, GWNSX2PP302AW01, SWNSX1PP302AW01, SWNSX1SP302AW01, SWNSX1SP302BW01 and SWNSX1SP302UW01
5	808131	Lead-In Cord	Model SWNSX1SP302UW01
	808047	Power Cord Assembly	Models GWNSX1PP302AW01, GWNSX2PP302AW01, SWNSX1PP302AW01 and SWNSX1SP302AW01
	808130	Lead-In Cord	Model SWNSX1SP302BW01
6	203074	Rear Panel	Models GWNSX1PP302AW01, GWNSX2PP302AW01, SWNSX1PP302AW01 and SWNSX1SP302AW01
	39920	Hood Back Panel	Models SWNSX1SP302BW01 and SWNSX1SP302UW01
	38267	Hood Back Panel	All other models
7	M400017	Washer	
8	02916	Screw	
9	D501086	Screw	
10	91029	Washer	
11	801431	Light	
12	23962	Screw	
13	202655	Pressure Switch	
14	D503661	Screw	
15	210100	Resistor	
16	201616P	Transformer	Some models may have jumper wire attached to transformer. Discard jumper wire when replacing transformer.
17	202469	Control Panel Bumper	
	M400795	Bumper	Extra thick
18	201937	Control Overlay	Model GWNSX1PP302AW01
	202130	Control Overlay	Model NWNSX2SP302NW22
	201935	Control Overlay	Models GWNSX2PP302AW01 and GWNSX2PP302NW01
	201667	Control Overlay	All other models
19	24205	Nut	
20	39897	Switch Knob	
21	36521WP	Control Panel and Bracket Assembly	White
	36521QP	Control Panel and Bracket Assembly	Bisque
22	D511021	Shock Warning Label	Models GWNSX1PP302AW01, GWNSX2PP302AW01, SWNSX1PP302AW01 and SWNSX1SP302AW01
23	D500226	Screw	Phillips head
	35528	Screw	Torx head
24	27761	Switch	Models GWNSX2PP302AW01, GWNSX2PP302NW01 and NWNSX2SP302NW22
	201686	Cycle Selector Switch	All other models
25	201686	Cycle Selector Switch	Models GWNSX2PP302AW01, GWNSX2PP302NW01 and NWNSX2SP302NW22
26	02431	Washer	
27	44087101	Nut	

# Control Panel, Control Hood and Controls (Drawing 5 of 12)

Models GWNSX1PP302EW09, HWNSX1SP302UW09 and SWNSX1SP302EW09



TLW1738P\_202731

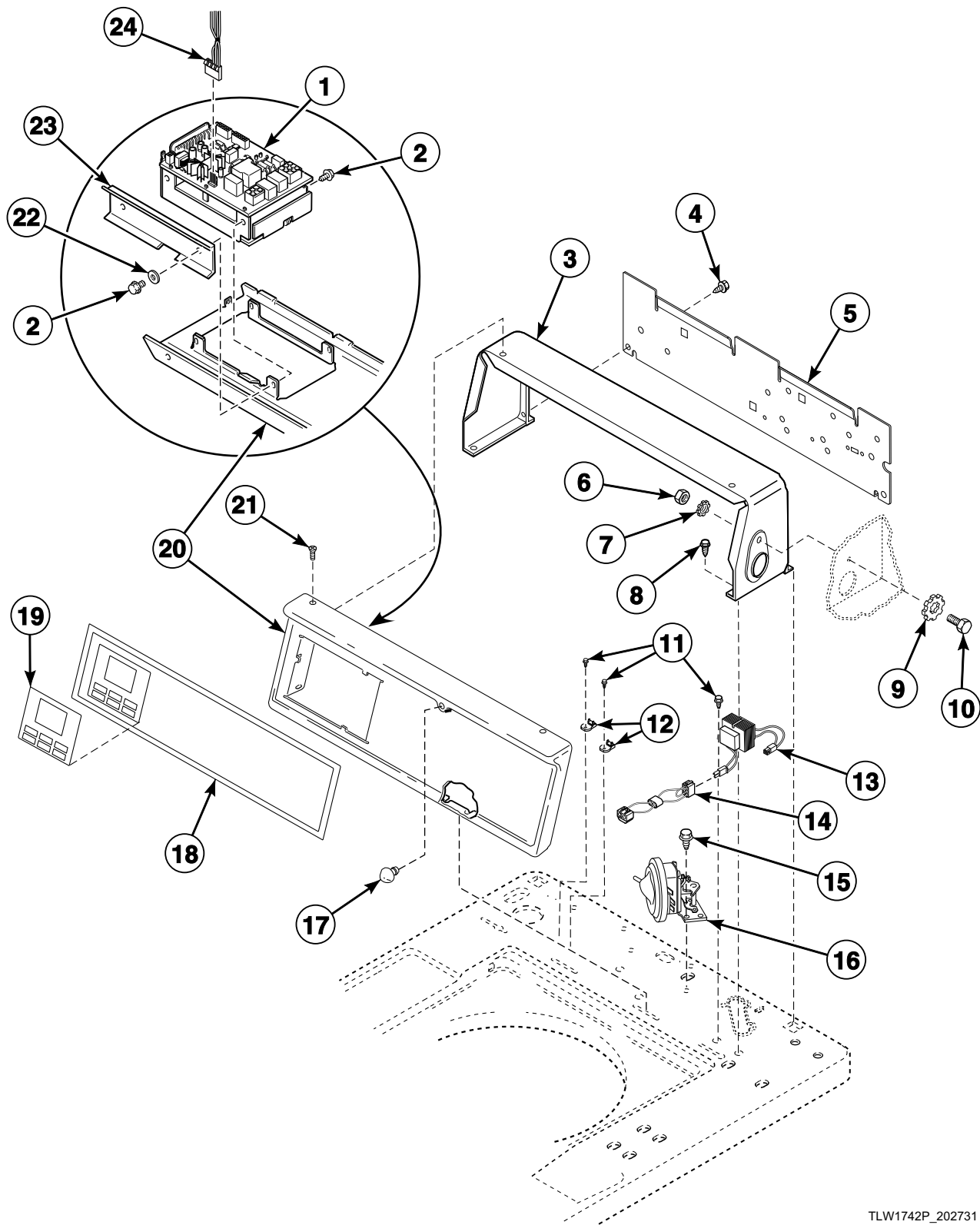


## Control Panel, Control Hood and Controls (Drawing 5 of 12)

REF	PART NO.	DESCRIPTION	COMMENTS
1	37075W	Control Hood	
2	23222	Screw	
3	201405P	Lead-In Wire Harness Assembly	Model HWNSX1SP302UW09
4	39922	Cable Connection Box	
5	808045	Power Cord Assembly	Models GWNSX1PP302EW09 and SWNSX1SP302EW09
	808131	Lead-In Cord	Model HWNSX1SP302UW09
6	44087101	Nut	
7	02431	Washer	
8	23962	Screw	
9	F8211201	Electrical Shock Label	
10	M400017	Washer	
11	02916	Screw	
12	39920	Hood Back Panel	
13	D501523	Circuit Board Support	
14	37225P	Control Lid Lock Assembly	
15	202655	Pressure Switch	
16	34762	Push-On Clip	
17	F430339	Washer	
18	D503661	Screw	
19	210100	Resistor	
20	55882	Switch Assembly	
21	201616P	Transformer	
22	201673	Control Overlay	Model SWNSX1SP302EW09
	202022	Control Overlay	Model GWNSX1PP302EW09
	202408	Control Overlay	Model HWNSX1SP302UW09
23	52947	Nut	
24	39536	Lid Switch Indicator Light	
25	39897	Switch Knob	
26	24205	Nut	
27	202469	Control Panel Bumper	
	M400795	Bumper	Extra thick
28	36521WP	Control Panel and Bracket Assembly	
29	D500226	Screw	Phillips head
	35528	Screw	Torx head; Optional for added security
30	91029	Washer	
31	201686	Cycle Selector Switch	
32	801431	Light	

# Control Panel, Control Hood and Controls (Drawing 6 of 12)

Models BWNBC2PP112TW01, BWNBX2PP112TW01, HWNBC2PP112TQ01, HWNBC2PP112TW01, HWNBD2SP112CQ01, HWNBD2SP112CW01, HWNBE2SP112CW01, HWNBX1SP122DW01, HWNBX2SP112CW01, HWNBX2SP112FW28, NWNBX2SP302NW22, PWNBC2PP112TG02, PWNBX2PP112TG02, SWNBC2PP112TQ01, SWNBC2PP112TW01, SWNBC2PP112TW02, SWNBC2SP112TQ01, SWNBC2SP112TW01, SWNBX1SP122DW01, SWNBX2PP112TW02, SWNBX2SP082JW01, SWNBX2SP112FW27, SWNBX2SP112TQ01, SWNBX2SP112TW01, SWNBX2SP302NQ22, SWNBX2SP302NW22 and TWNBX2SP302NW22



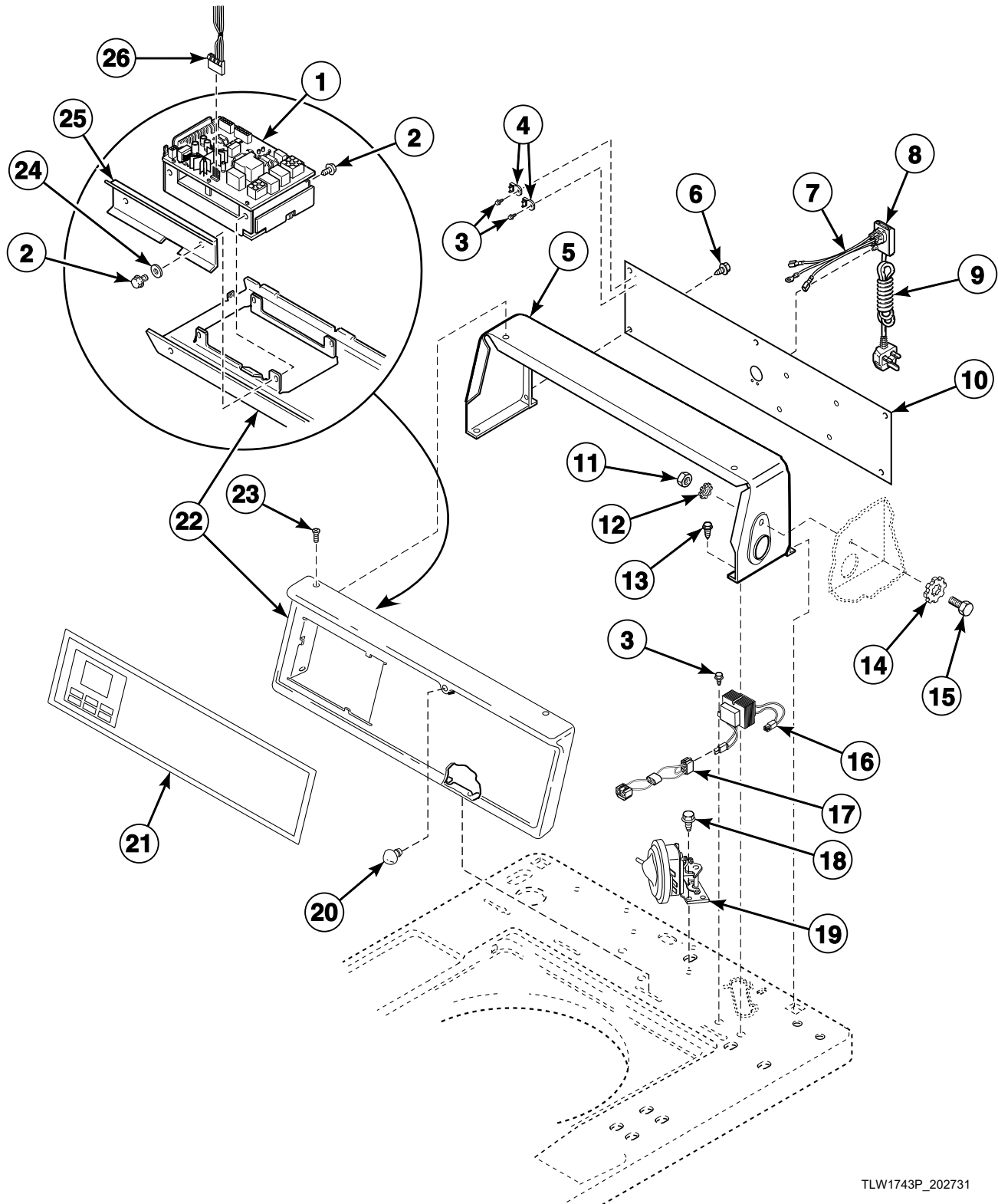
TLW1742P\_202731

## Control Panel, Control Hood and Controls (Drawing 6 of 12)

REF	PART NO.	DESCRIPTION	COMMENTS
1	202831P	Control Assembly	Models BWNBC2PP112TW01 and BWNBX2PP112TW01
	202392P	Control Assembly	All other models
2	D501524	Screw	
3	37075W	Control Hood	White
	37075Q	Control Hood	Bisque
	37075DG	Control Hood	Dark gray
4	23222	Screw	
5	38267	Hood Back Panel	
6	44087101	Nut	
7	02431	Washer	
8	D501086	Screw	
9	M400017	Washer	
10	02916	Screw	
11	D503661	Screw	
12	210100	Resistor	Models NWNBX2SP302NW22, SWNBX2SP302NQ22, SWNBX2SP302NW22 and TWNBX2SP302NW22
13	803527P	Transformer	Models NWNBX2SP302NW22, SWNBX2SP082JW01, SWNBX2SP302NQ22, SWNBX2SP302NW22 and TWNBX2SP302NW22
	201375P	Transformer	Some models may have jumper wire attached to transformer. Discard jumper wire when replacing transformer.; Models BWNBX2PP112TW01, HWNBE2SP112CW01, HWNBX2SP112CW01, HWNBX2SP112FW28, PWNBX2PP112TG02, SWNBX2PP112TW02, SWNBX2SP112FW27, SWNBX2SP112TQ01 and SWNBX2SP112TW01
	210018P	Transformer	All other models
14	M413507	Jumper Configuration Assembly	Models NWNBX2SP302NW22, SWNBX2SP302NQ22, SWNBX2SP302NW22 and TWNBX2SP302NW22
15	23962	Screw	
16	202655	Pressure Switch	
17	202469	Control Panel Bumper	
	M400795	Bumper	Extra thick
18	202174	Overlay	Models NWNBX2SP302NW22 and TWNBX2SP302NW22
	805914	Label	Model TWNBX2SP302NW22
	200918	Overlay	Models SWNBC2PP112TQ01, SWNBC2PP112TW01, SWNBC2PP112TW02, SWNBC2SP112TQ01, SWNBC2SP112TW01, SWNBX1SP122DW01, SWNBX2PP112TW02, SWNBX2SP082JW01, SWNBX2SP112FW27, SWNBX2SP112TQ01, SWNBX2SP112TW01, SWNBX2SP302NQ22 and SWNBX2SP302NW22
	200919	Overlay	Models HWNBC2PP112TQ01, HWNBC2PP112TW01, HWNBD2SP112CQ01, HWNBD2SP112CW01, HWNBE2SP112CW01, HWNBX1SP122DW01, HWNBX2SP112CW01 and HWNBX2SP112FW28
	202098	Overlay	Models BWNBC2PP112TW01 and BWNBX2PP112TW01
	203526	Overlay	Models PWNBC2PP112TG02 and PWNBX2PP112TG02
19	202310	Overlay	French/English; Models HWNBD2SP112CQ01, HWNBD2SP112CW01, HWNBE2SP112CW01 and HWNBX2SP112CW01
20	210042W	Control Panel Assembly	White
	210042Q	Control Panel Assembly	Bisque
	210042DG	Control Panel Assembly	Dark gray
21	52864	Screw	Phillips head
	35528	Screw	Torx head
22	200608	Washer	
23	210053	Control Shield	
24	D511478	Central Pay Harness	

# Control Panel, Control Hood and Controls (Drawing 7 of 12)

Models BWNBX2PP302AW01, HWNBX1SP122DW01, HWNBX1SP542DW01, PWNBX2PP302AG02,  
SWNBX1SP122DW01, SWNBX1SP542DW01 and SWNBX2SP302AW01



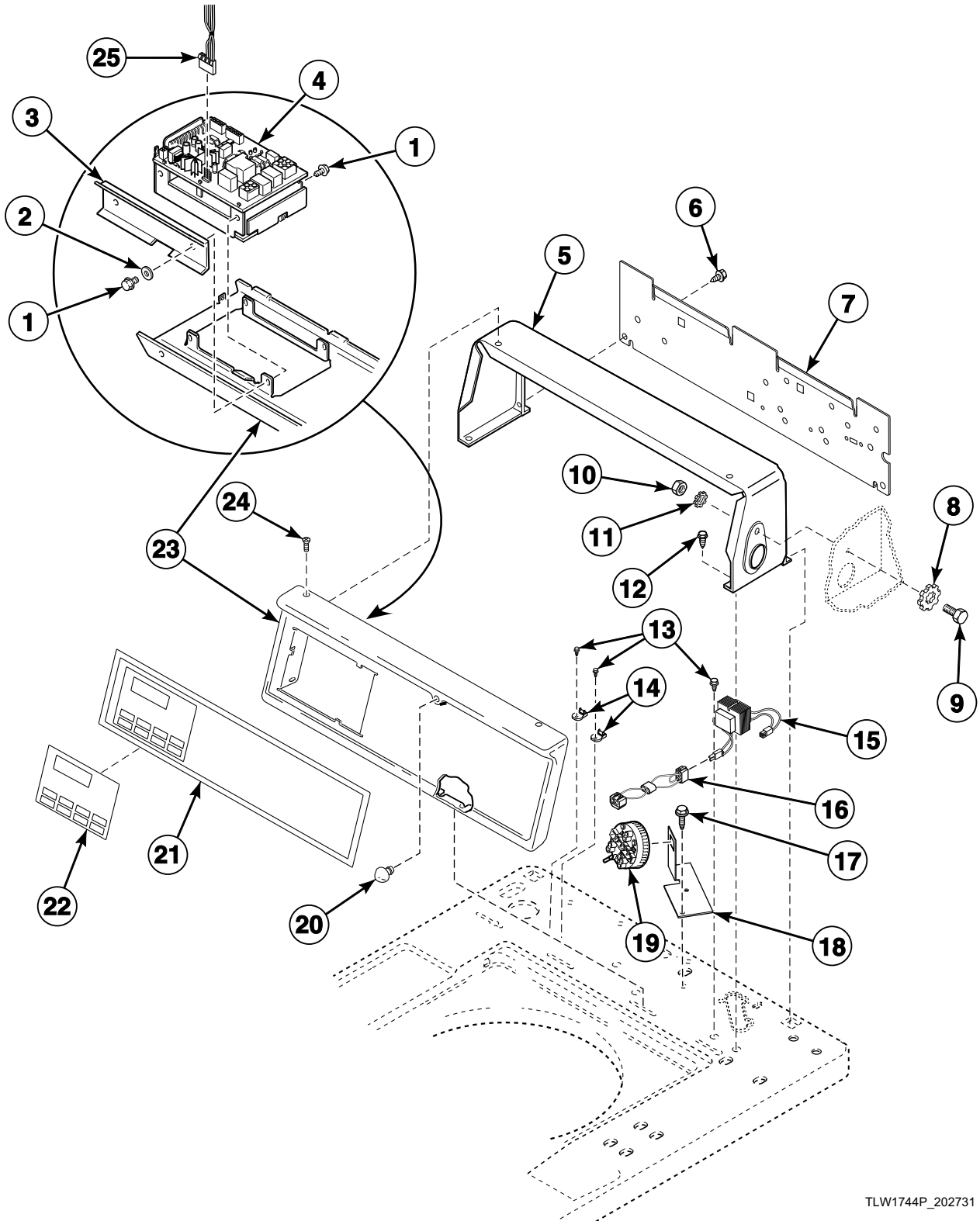
TLW1743P\_202731

## Control Panel, Control Hood and Controls (Drawing 7 of 12)

REF	PART NO.	DESCRIPTION	COMMENTS
1	202831P	Control Assembly	Model BWNBX2PP302AW01
	202392P	Control Assembly	All other models
2	D501524	Screw	
3	D503661	Screw	
4	210100	Resistor	Models BWNBX2PP302AW01, HWNBX1SP542DW01, SWNBX1SP542DW01 and SWNBX2SP302AW01
5	37075W	Control Hood	White
	37075DG	Control Hood	Dark gray
6	23222	Screw	
7	39923	Lead-In Wire Harness Assembly	Models BWNBX2PP302AW01, PWNBX2PP302AG02 and SWNBX2SP302AW01
	201405P	Lead-In Wire Harness Assembly	All other models
8	39922	Cable Connection Box	
9	808047	Power Cord Assembly	Models BWNBX2PP302AW01, PWNBX2PP302AG02 and SWNBX2SP302AW01
	804556	Lead-In Cord Assembly	All other models
10	203074	Rear Panel	Models BWNBX2PP302AW01, PWNBX2PP302AG02 and SWNBX2SP302AW01
	39920	Hood Back Panel	All other models
11	44087101	Nut	
12	02431	Washer	
13	D501086	Screw	
14	M400017	Washer	
15	02916	Screw	
16	803527P	Transformer	Models BWNBX2PP302AW01, PWNBX2PP302AG02 and SWNBX2SP302AW01
	201375P	Transformer	All other models
17	M413507	Jumper Configuration Assembly	Models BWNBX2PP302AW01, HWNBX1SP542DW01, PWNBX2PP302AG02, SWNBX1SP542DW01 and SWNBX2SP302AW01
18	23962	Screw	
19	202655	Pressure Switch	
20	202469	Control Panel Bumper	
	M400795	Bumper	Extra thick
21	200919	Overlay	Models HWNBX1SP122DW01 and HWNBX1SP542DW01
	202098	Overlay	Model BWNBX2PP302AW01
	203526	Overlay	Model PWNBX2PP302AG02
	200918	Overlay	All other models
22	210042W	Control Panel Assembly	White
	210042DG	Control Panel Assembly	Dark gray
23	52864	Screw	
24	200608	Washer	
25	210053	Control Shield	
26	D511478	Central Pay Harness	

# Control Panel, Control Hood and Controls (Drawing 8 of 12)

Models HWNLE2AP112CW01, HWNLE2HP112CW01, HWNLE2SP112CW01, HWNLX2HP112CW01, HWNLX2SP112CW01, SWNLC2AP112TW01, SWNLC2AP112TW02, SWNLC2HP112TQ01, SWNLC2HP112TW01, SWNLC2HP112TW02, SWNLC2PP112TW01, SWNLC2PP112TW02, SWNLC2SP112TQ01, SWNLC2SP112TW01, SWNLC2SP112TW02, SWNLX1SP542NW23, SWNLX2AP112TW02, SWNLX2HP112TW01, SWNLX2HP112TW02, SWNLX2PP112TW02, SWNLX2SP112TW01 and SWNLX2SP112TW02



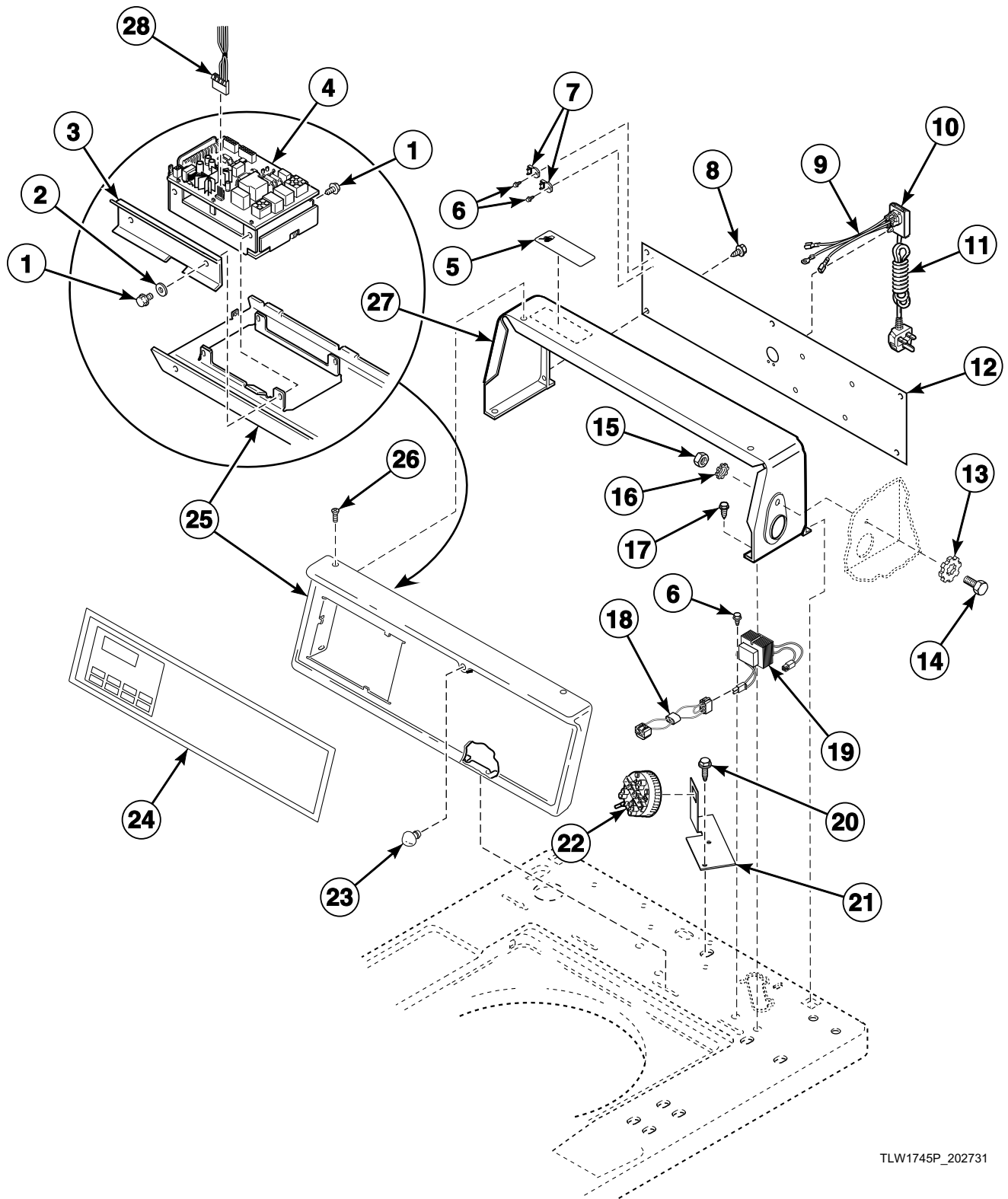
TLW1744P\_202731

## Control Panel, Control Hood and Controls (Drawing 8 of 12)

REF	PART NO.	DESCRIPTION	COMMENTS
	202828	Options Label	English
	202829	Options Label	Spanish
	NK201	Network Retrofit Kit	Wired
	NK220	Network Controller Kit	Wired
	NK301	Wireless Network Kit	
	NK320	Ethernet Gateway Kit	Wireless
	NK330	USB Gateway Kit	Wireless
<b>1</b>	D501524	Screw	
<b>2</b>	200608	Washer	
<b>3</b>	210053	Control Shield	
<b>4</b>	202820P	Control Assembly	Models HWNLE2AP112CW01, HWNLE2HP112CW01, HWNLX2HP112CW01, SWNLC2AP112TW01, SWNLC2AP112TW02, SWNLC2HP112TW01, SWNLC2HP112TW02, SWNLX2AP112TW02, SWNLX2HP112TW01 and SWNLX2HP112TW02
	202391P	Control Assembly	All other models
<b>5</b>	37075Q	Control Hood	Model SWNLC2SP112TQ01
	37075W	Control Hood	All other models
<b>6</b>	23222	Screw	
<b>7</b>	38267	Hood Back Panel	
<b>8</b>	M400017	Washer	
<b>9</b>	02916	Screw	
<b>10</b>	44087101	Nut	
<b>11</b>	02431	Washer	
<b>12</b>	D501086	Screw	
<b>13</b>	D503661	Screw	
<b>14</b>	210100	Resistor	Model SWNLX1SP542NW23
<b>15</b>	201375P	Transformer	Some models may have jumper wire attached to transformer. Discard jumper wire when replacing transformer; Models HWNLE2AP112CW01, HWNLE2HP112CW01, HWNLE2SP112CW01, HWNLX2HP112CW01, HWNLX2SP112CW01, SWNLX2AP112TW02, SWNLX2HP112TW01, SWNLX2HP112TW02, SWNLX2PP112TW02, SWNLX2SP112TW01 and SWNLX2SP112TW02
	803527P	Transformer	Model SWNLX1SP542NW23
	210018P	Transformer	All other models
<b>16</b>	M413507	Jumper Configuration Assembly	Model SWNLX1SP542NW23
<b>17</b>	23962	Screw	
<b>18</b>	201789	Pressure Switch Bracket	
<b>19</b>	803637	Pressure Switch	2 level; Service only switch
	803638P	Pressure Switch	3 level
<b>20</b>	202469	Control Panel Bumper	
	M400795	Bumper	Extra thick
<b>21</b>	202417	Control Overlay	Models HWNLE2AP112CW01, HWNLE2HP112CW01, HWNLE2SP112CW01, HWNLX2HP112CW01 and HWNLX2SP112CW01
	202416	Control Panel Overlay	All other models
<b>22</b>	202309	Control Sticker Overlay	French/English; Models HWNLE2AP112CW01, HWNLE2HP112CW01, HWNLE2SP112CW01, HWNLX2HP112CW01 and HWNLX2SP112CW01
<b>23</b>	210042Q	Control Panel Assembly	Models SWNLC2HP112TQ01 and SWNLC2SP112TQ01
	210042W	Control Panel Assembly	All other models
<b>24</b>	52864	Screw	Phillips head
	35528	Screw	Torx head
<b>25</b>	D511478	Central Pay Harness	

# Control Panel, Control Hood and Controls (Drawing 9 of 12)

Models HWNLX1SP122DW01, HWNLX1SP542DW01, SWNLX1SP122DW01,  
SWNLX1SP542DW01 and SWNLX2SP302AW01



TLW1745P\_202731

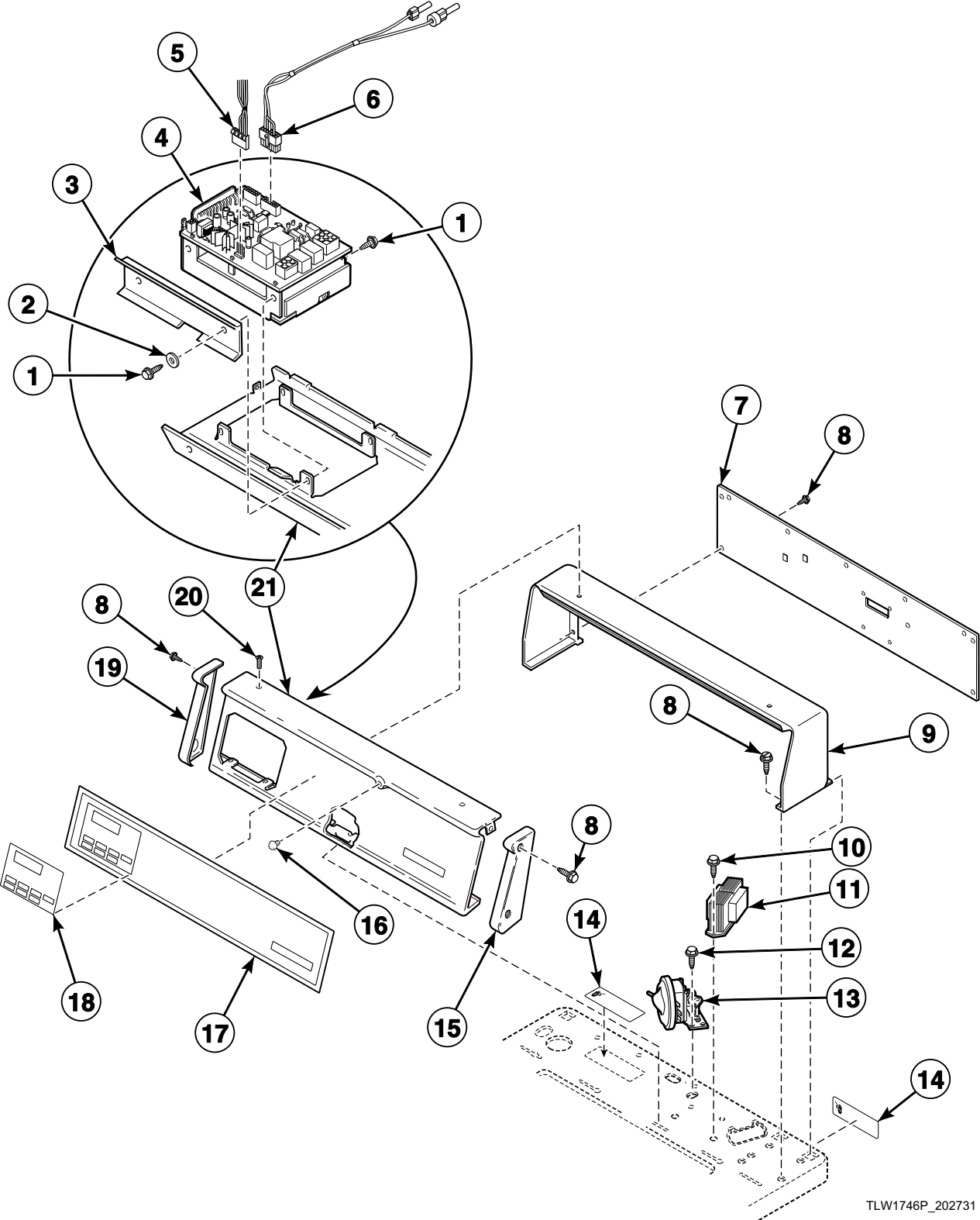


## Control Panel, Control Hood and Controls (Drawing 9 of 12)

REF	PART NO.	DESCRIPTION	COMMENTS
	202829	Options Label	Spanish
	NK201	Network Retrofit Kit	Wired
	NK220	Network Controller Kit	Wired
	NK301	Wireless Network Kit	
	NK320	Ethernet Gateway Kit	Wireless
	NK330	USB Gateway Kit	Wireless
<b>1</b>	D501524	Screw	
<b>2</b>	200608	Washer	
<b>3</b>	210053	Control Shield	
<b>4</b>	202391P	Control Assembly	
<b>5</b>	D511021	Shock Warning Label	
<b>6</b>	D503661	Screw	
<b>7</b>	210100	Resistor	Models HWNLX1SP542DW01, SWNLX1SP542DW01 and SWNLX2SP302AW01
<b>8</b>	23222	Screw	
<b>9</b>	201405P	Lead-In Wire Harness Assembly	
<b>10</b>	39922	Cable Connection Box	
<b>11</b>	808047	Power Cord Assembly	Model SWNLX2SP302AW01
	804556	Lead-In Cord Assembly	All other models
<b>12</b>	39920	Hood Back Panel	Model SWNLX2SP302AW01 through Serial No. 1404009800; All other models
	203074	Rear Panel	Model SWNLX2SP302AW01 starting Serial No. 1404009801
<b>13</b>	M400017	Washer	
<b>14</b>	02916	Screw	
<b>15</b>	44087101	Nut	
<b>16</b>	02431	Washer	
<b>17</b>	D501086	Screw	
<b>18</b>	M413507	Jumper Configuration Assembly	Models HWNLX1SP542DW01, SWNLX1SP542DW01 and SWNLX2SP302AW01
<b>19</b>	803527P	Transformer	Models HWNLX1SP542DW01, SWNLX1SP542DW01 and SWNLX2SP302AW01
	201375P	Transformer	All other models
<b>20</b>	23962	Screw	
<b>21</b>	201789	Pressure Switch Bracket	
<b>22</b>	803638P	Pressure Switch	
	803637	Pressure Switch	Use for higher water level
<b>23</b>	202469	Control Panel Bumper	
	M400795	Bumper	Extra thick
<b>24</b>	202417	Control Overlay	Models HWNLX1SP122DW01 and HWNLX1SP542DW01
	202416	Control Panel Overlay	All other models
<b>25</b>	210042W	Control Panel Assembly	
<b>26</b>	52864	Screw	Phillips head
	35528	Screw	Torx head
<b>27</b>	37075W	Control Hood	
<b>28</b>	D511478	Central Pay Harness	

# Control Panel, Control Hood and Controls (Drawing 10 of 12)

Models BWNBY2PP112TW01, HWNBY2PP112TW01, HWNBY2SP112CW01,  
SWNBY2PP112TW01 and SWNBY2SP112TW01



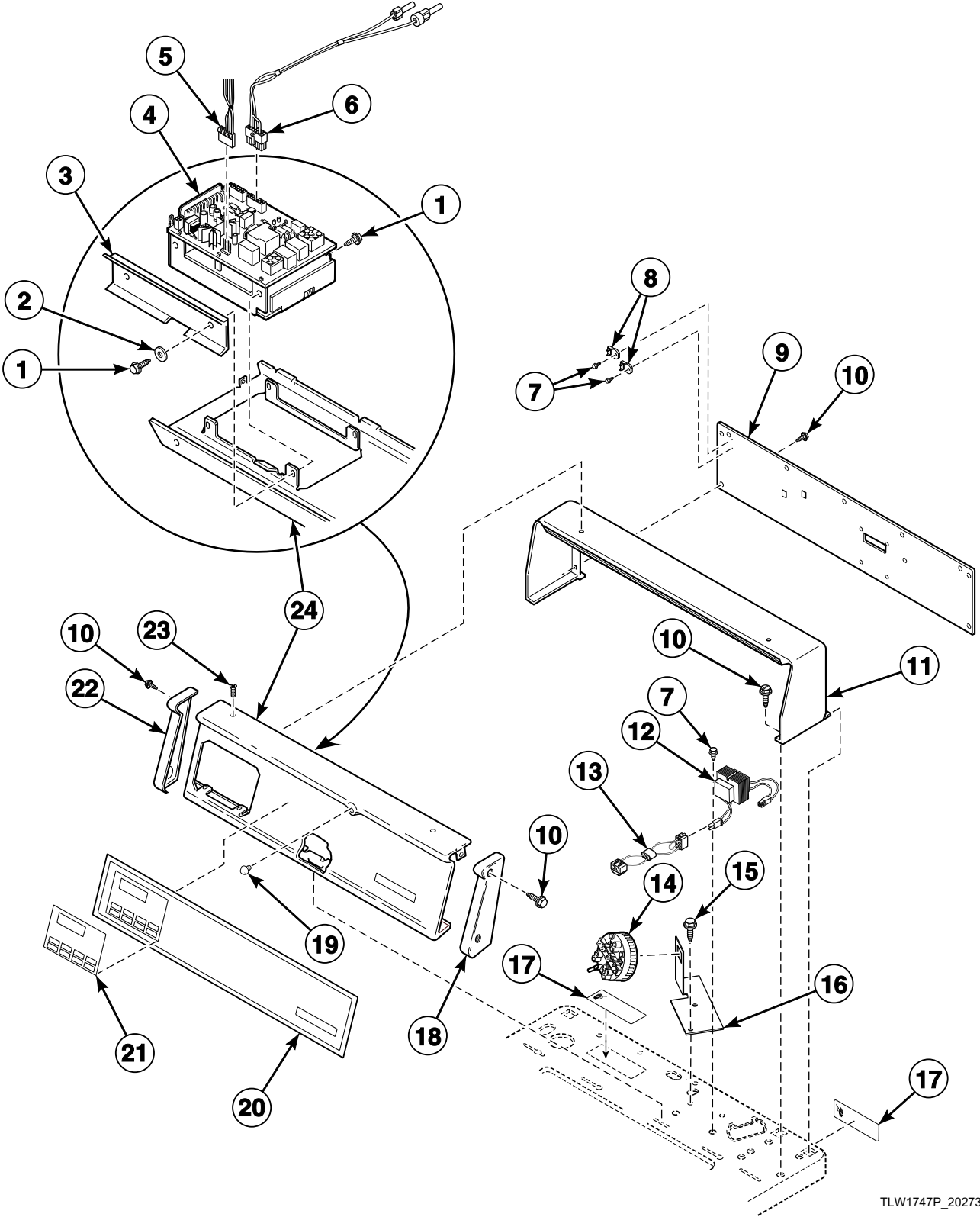
TLW1746P\_202731

## Control Panel, Control Hood and Controls (Drawing 10 of 12)

REF	PART NO.	DESCRIPTION	COMMENTS
1	D501524	Screw	
2	200608	Washer	
3	210053	Control Shield	
4	202831P	Control Assembly	Model BWNBY2PP112TW01
	202392P	Control Assembly	All other models
5	D511478	Central Pay Harness	
6	202869	Wiring Harness Assembly	
7	210143	Rear Panel	
8	D501086	Screw	
9	210142W	Control Hood	
10	D503661	Screw	
11	201375P	Transformer	Some models may have jumper wire attached to transformer. Discard jumper wire when replacing transformer
12	23962	Screw	
13	202655	Pressure Switch	
14	D505281	Disconnect Power Warning Label	Models BWNBY2PP112TW01, SWNBY2PP112TW01 and SWNBY2SP112TW01
	D500316	Warning Label	Models HWNBY2PP112TW01 and HWNBY2SP112CW01
15	210108W	End Cap	Right
16	202469	Control Panel Bumper	
	M400795	Bumper	Extra thick
17	201003	Control Panel Overlay	Models BWNBY2PP112TW01, SWNBY2PP112TW01 and SWNBY2SP112TW01
	201007	Control Panel Overlay	Models HWNBY2PP112TW01 and HWNBY2SP112CW01
18	202310	Overlay	French/English; Models HWNBY2PP112TW01 and HWNBY2SP112CW01
	202832	Overlay	Model BWNBY2PP112TW01
19	210109W	End Cap	Left
20	52864	Screw	
21	210137W	Control Panel Assembly	

# Control Panel, Control Hood and Controls (Drawing 11 of 12)

Models HWNLY2HP112CW01, HWNLY2SP112CW01, SWNLY2AP112TW01, SWNLY2HP112TW01, SWNLY2PP112TW01, SWNLY2SP112TW01 and SWNLY2SP302NW22



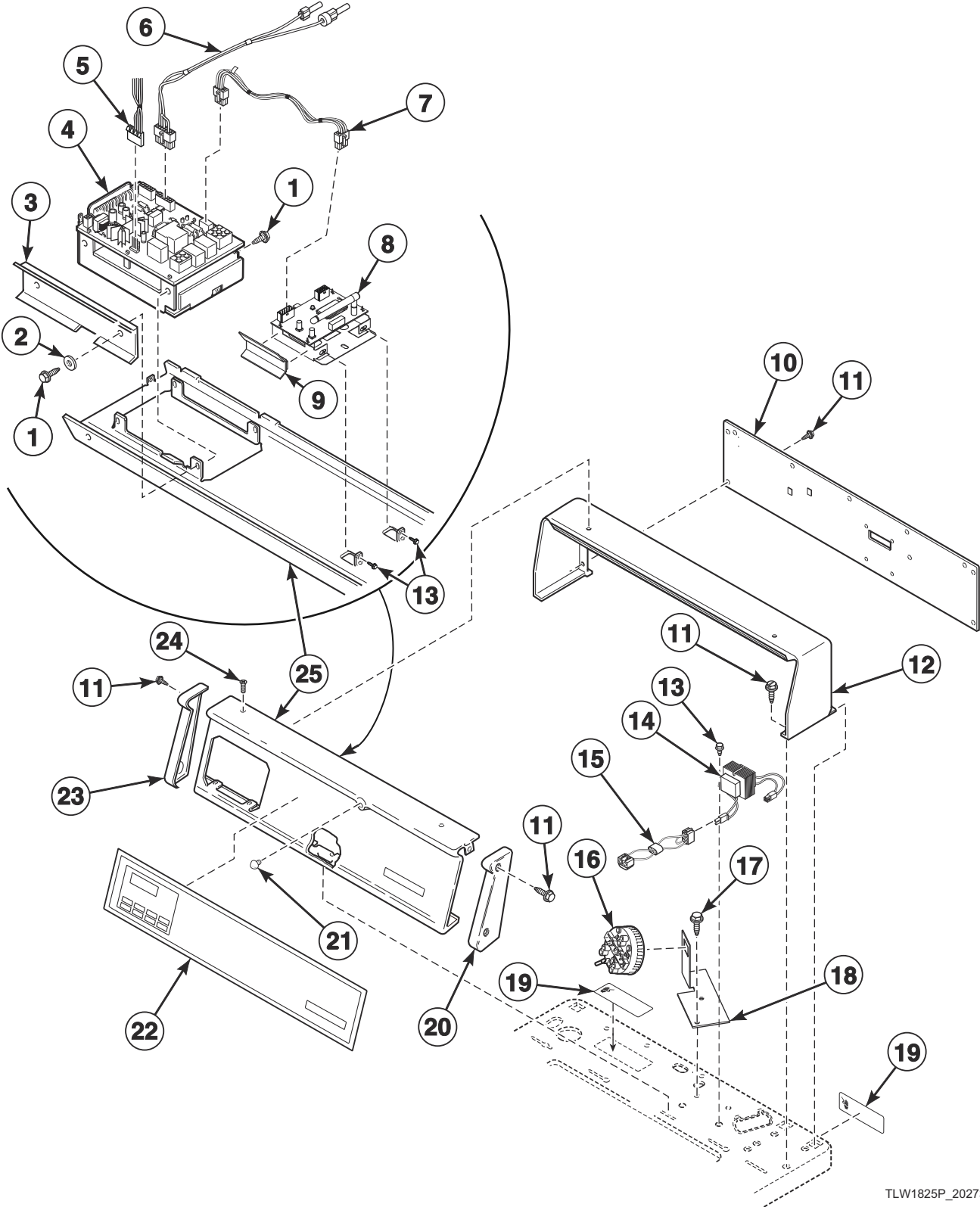
TLW1747P\_202731

## Control Panel, Control Hood and Controls (Drawing 11 of 12)

REF	PART NO.	DESCRIPTION	COMMENTS
	202829	Options Label	Spanish
	NK201	Network Retrofit Kit	Wired
	NK220	Network Controller Kit	Wired
	NK301	Wireless Network Kit	
	NK320	Ethernet Gateway Kit	Wireless
	NK330	USB Gateway Kit	Wireless
<b>1</b>	D501524	Screw	
<b>2</b>	200608	Washer	
<b>3</b>	210053	Control Shield	
<b>4</b>	202820P	Control Assembly	Models HWNLY2HP112CW01, SWNLY2AP112TW01 and SWNLY2HP112TW01
	202391P	Control Assembly	All other models
<b>5</b>	D511478	Central Pay Harness	
<b>6</b>	202869	Wiring Harness Assembly	
<b>7</b>	D503661	Screw	Model SWNLY2SP302NW22
<b>8</b>	210100	Resistor	Model SWNLY2SP302NW22
<b>9</b>	210143	Rear Panel	
<b>10</b>	D501086	Screw	
<b>11</b>	210142W	Control Hood	
<b>12</b>	803527P	Transformer	Model SWNLY2SP302NW22
	201375P	Transformer	Some models may have jumper wire attached to transformer. Discard jumper wire when replacing transformer.; All other models
<b>13</b>	M413507	Jumper Configuration Assembly	
<b>14</b>	803637	Pressure Switch	Service only switch; Models HWNLY2HP112CW01, SWNLY2AP112TW01 and SWNLY2HP112TW01
	803638P	Pressure Switch	All other models
<b>15</b>	23962	Screw	
<b>16</b>	201789	Pressure Switch Bracket	
<b>17</b>	D500316	Warning Label	Models HWNLY2HP112CW01 and HWNLY2SP112CW01
	D505281	Disconnect Power Warning Label	All other models
<b>18</b>	210108W	End Cap	Right
<b>19</b>	202469	Control Panel Bumper	
	M400795	Bumper	Extra thick
<b>20</b>	202418	Control Overlay	Models HWNLY2HP112CW01 and HWNLY2SP112CW01
	202415	Control Overlay	All other models
<b>21</b>	202309	Control Sticker Overlay	French/English; Models HWNLY2HP112CW01 and HWNLY2SP112CW01
<b>22</b>	210109W	End Cap	Left
<b>23</b>	52864	Screw	
<b>24</b>	210137W	Control Panel Assembly	

# Control Panel, Control Hood and Controls (Drawing 12 of 12)

Models SWNWX2AP112TW11 and SWNWX2HP112TW11



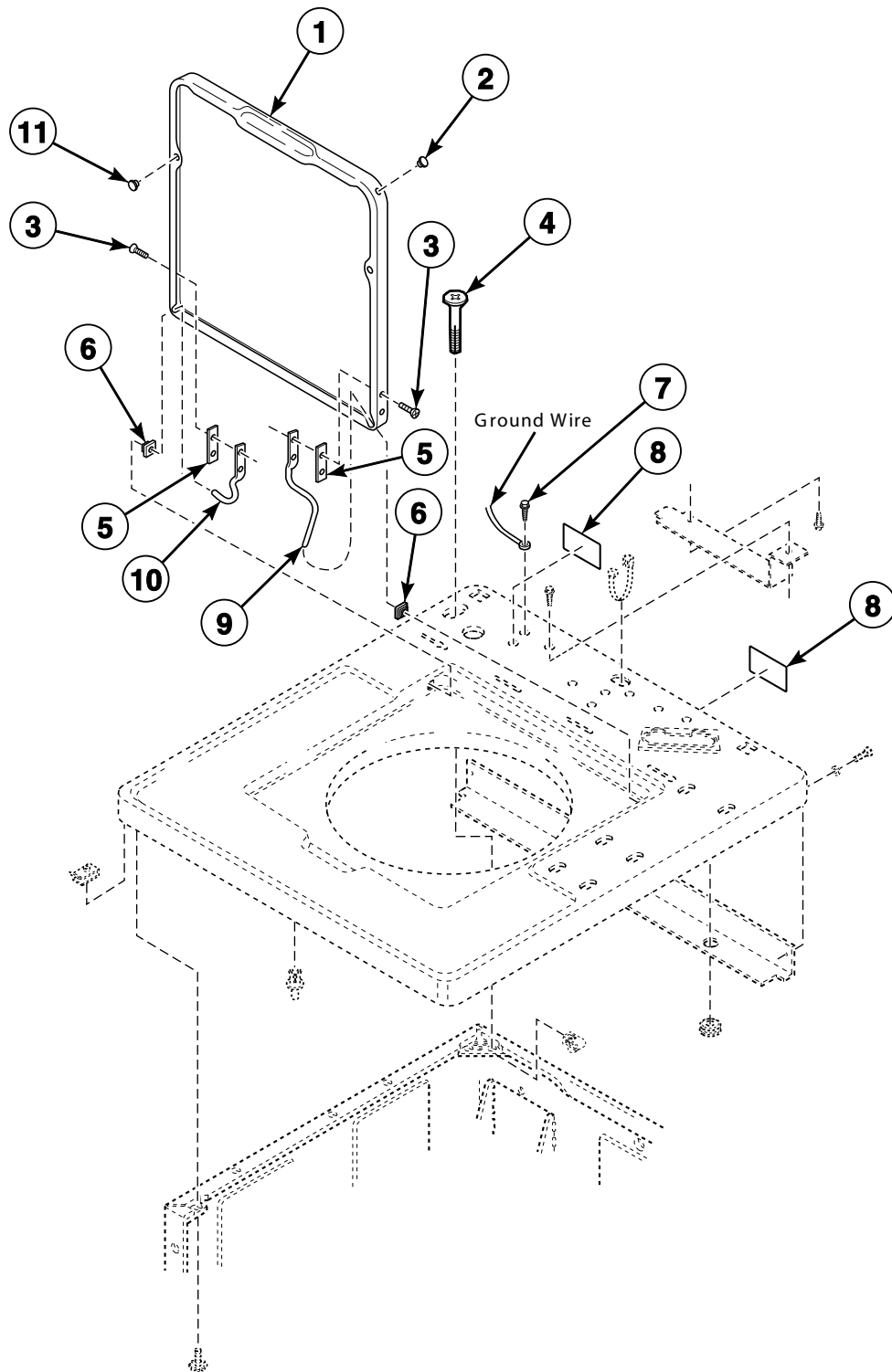
TLW1825P\_202731

## Control Panel, Control Hood and Controls (Drawing 12 of 12)

REF	PART NO.	DESCRIPTION	COMMENTS
	NK320	Ethernet Gateway Kit	Wireless
	NK330	USB Gateway Kit	Wireless
1	D501524	Screw	
2	200608	Washer	
3	210053	Control Shield	
4	202820P	Control Assembly	
5	D511478	Central Pay Harness	
6	202869	Wiring Harness Assembly	
7	44088501P	Network Wire Harness Assembly	
8	202335	Wireless Transceiver Assembly	
9	D501441	Electronic Control Shield	
10	210143	Rear Panel	
11	D501086	Screw	
12	210142W	Control Hood	
13	D503661	Screw	
14	201375P	Transformer	
15	M413507	Jumper Configuration Assembly	
16	201789	Pressure Switch Bracket	
17	23962	Screw	
18	803638P	Pressure Switch	
19	D505281	Disconnect Power Warning Label	
20	210108W	End Cap	Right
21	202469	Control Panel Bumper	
	M400795	Bumper	Extra thick
22	202415	Control Overlay	
23	210109W	End Cap	Left
24	52864	Screw	
25	210137W	Control Panel Assembly	

# Lid

All Models Except GWNSX1PP302EW09, HWNSX1SP302UW09 and SWNSX1SP302EW09



TLW1712P\_202731

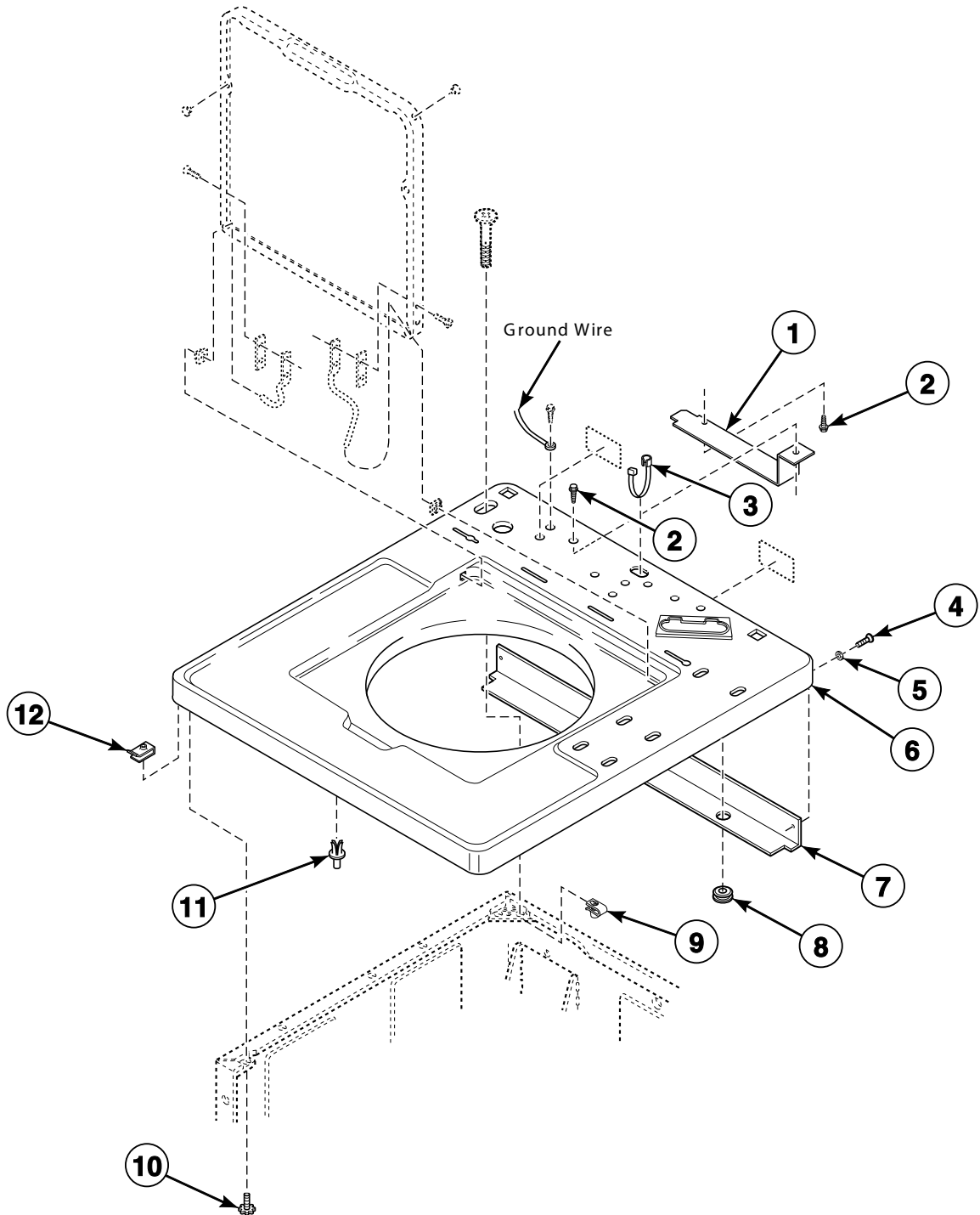


# Lid

REF	PART NO.	DESCRIPTION	COMMENTS
1	33450DG	Lid	Models PWNBC2PP112TG02, PWNBX2PP112TG02, PWNBX2PP302AG02 and PWNSX2PP112TG02
	204615Q	Lid	Model HWNBD2SP112CQ01
	201460QP	Lid and Carton Assembly	Models HWNBC2PP112TQ01, SWNBC2PP112TQ01, SWNBC2SP112TQ01, SWNBX2SP112TQ01, SWNBX2SP302NQ22, SWNLC2HP112TQ01 and SWNLC2SP112TQ01
	201761WP	Lid	Models BWNMN2PP112CW01, BWNSX2PP112CW01, HWNBD2SP112CW01, HWNBE2SP112CW01, HWNBX2SP112CW01, HWNBY2SP112CW01, HWNLE2AP112CW01, HWNLE2HP112CW01, HWNLE2SP112CW01, HWNLX2HP112CW01, HWNLX2SP112CW01, HWNLY2HP112CW01, HWNLY2SP112CW01, HWNMN2SP112CW01, HWNSX1SP112CW01, HWNSX2SP112CW01, SWNMN2SP112CW01, SWNSX2SP112CW02 and UWNMN2SP112CW01
	201760QP	Lid	Bisque; Models HWNSX1PP112TQ01, HWNSX2PP112TQ01, SWNSX1PP112TQ01, SWNSX1SP112TQ01, SWNSX1SP302SQ01, SWNSX2PP112TQ01 and SWNSX2SP112TQ01
	204615W	Lid	White; All other models
2	34153	Lid Plug	Plug not used on all lids
3	34337	Screw	
4	D503673	Screw	Optional; For added security
5	34338	Hinge Gasket	
6	33446	Bushing	
7	52909	Screw	
8	D500316	Warning Label	Models BWNMN2PP112CW01, BWNSX2PP112CW01, HWNBD2SP112CQ01, HWNBD2SP112CW01, HWNBE2SP112CW01, HWNBX2SP112CW01, HWNBY2SP112CW01, HWNLE2AP112CW01, HWNLE2HP112CW01, HWNLE2SP112CW01, HWNLX2HP112CW01, HWNLX2SP112CW01, HWNLY2HP112CW01, HWNLY2SP112CW01, HWNMN2SP112CW01, HWNSX1SP112CW01, HWNSX2SP112CW01, SWNMN2SP112CW01, SWNSX2SP112CW02 and UWNMN2SP112CW01
	F8211201	Electrical Shock Label	Models HWNBX1SP122DW01, HWNBX1SP542DW01, HWNLX1SP122DW01, HWNLX1SP542DW01, SWNBX1SP122DW01, SWNBX1SP542DW01, SWNLX1SP122DW01, SWNLX1SP542DW01 and SWNSX1SP302UW01
	D505281	Disconnect Power Warning Label	All other models
9	36437	Lid Hinge	Right
10	36438	Lid Hinge	Left
11	21685	Bumper	

# Cabinet Top

All Models Except GWNSX1PP302EW09, HWNSX1SP302UW09 and SWNSX1SP302EW09



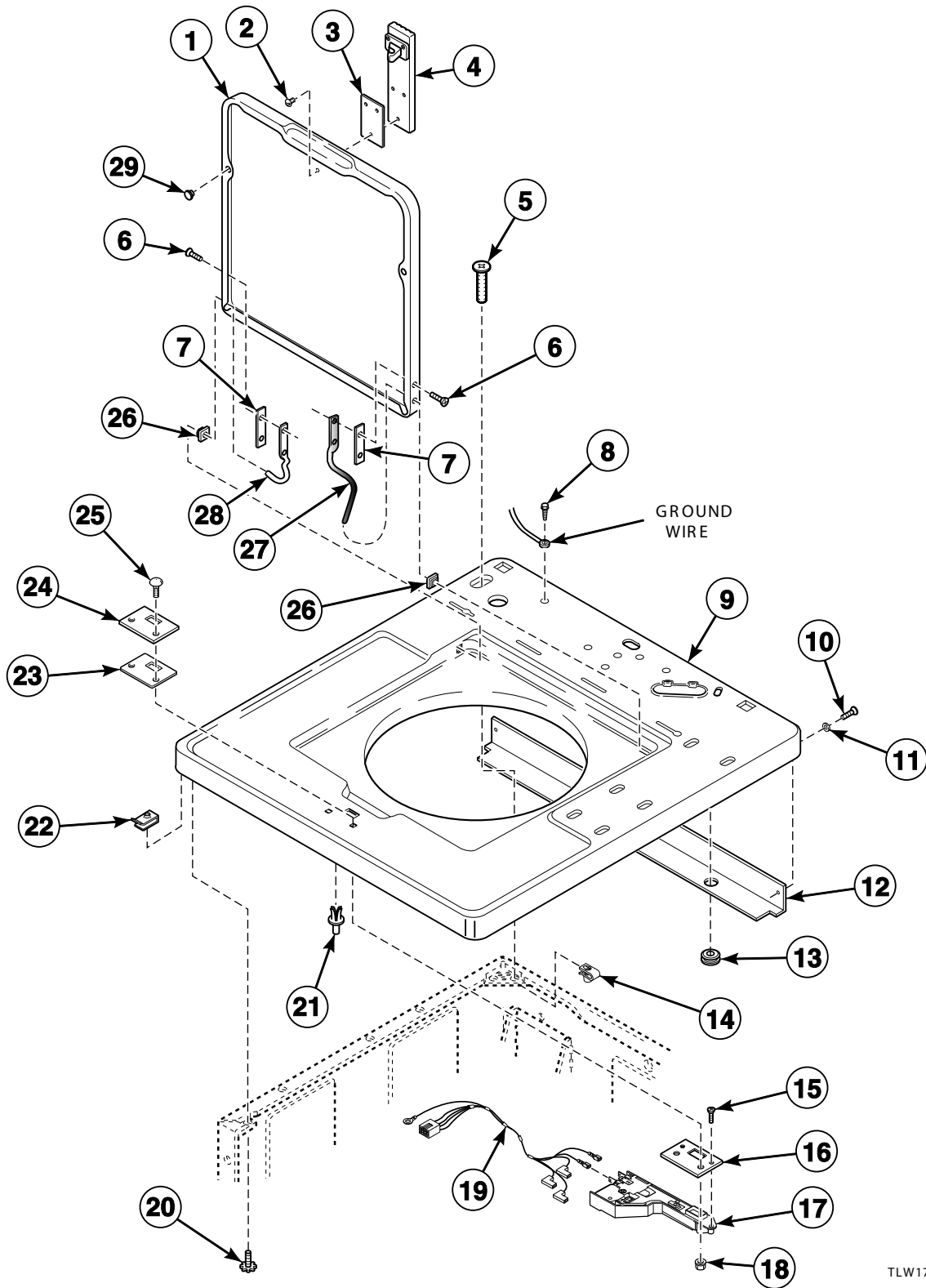
TLW1712PA\_202731

# Cabinet Top

REF	PART NO.	DESCRIPTION	COMMENTS
1	202083	Bracket	
2	23962	Screw	
3	38384	Strain Relief	
4	431287	Screw	Models BWNBX2PP302AW01, BWNMN2PP302AW01, GWNMN1PP302AW01, GWNMN2PP302AW01, GWNSX1PP302AW01, GWNSX2PP302AW01, PWNBX2PP302AG02, SWNBX2SP302AW01, SWNLX2SP302AW01, SWNMN1SP302AW01, SWNSX1PP302AW01, SWNSX1SP302AW01, SWNSX1SP302BW01 and SWNSX1SP302UW01
5	39249	Washer	Models BWNBX2PP302AW01, BWNMN2PP302AW01, GWNMN1PP302AW01, GWNMN2PP302AW01, GWNSX1PP302AW01, GWNSX2PP302AW01, PWNBX2PP302AG02, SWNBX2SP302AW01, SWNLX2SP302AW01, SWNMN1SP302AW01, SWNSX1PP302AW01, SWNSX1SP302AW01, SWNSX1SP302BW01 and SWNSX1SP302UW01
6	210173WP	Top Assembly	Models BWNBY2PP112TW01, BWNMN2PP112CW01, BWNMN2PP302AW01, GWNMN1PP302AW01, GWNMN2PP302AW01, GWNMN2PP302NW01, GWNMN2PP112TW01, HWNBY2PP112TW01, HWNBY2SP112CW01, HWNLY2HP112CW01, HWNLY2SP112CW01, HWNMN2PP112TW01, HWNMN2SP112CW01, NWNMN1SP542NW22, NWNMN2SP302NW22, SWNBY2PP112TW01, SWNBY2SP112TW01, SWNLY2AP112TW01, SWNLY2HP112TW01, SWNLY2PP112TW01, SWNLY2SP112TW01, SWNLY2SP302NW22, SWNMN1SP302AW01, SWNMN1SP302NW22, SWNMN1SP302SW01, SWNMN2PP112TW01, SWNMN2SP112CW01, SWNMN2SP112TW01, SWNMN2SP112TW08, SWNWY2AP112TW11, SWNWY2HP112TW11 and UWNMN2SP112CW01
	39339W	Top Assembly	Models SWNBX2SP082JW01 and SWNSX1SP302UW01
	203579DG	Top	Models PWNBC2PP112TG02, PWNBX2PP112TG02, PWNBX2PP302AG02 and PWNSX2PP112TG02
	39167QP	Top	Models HWNBC2PP112TQ01, HWNBD2SP112CQ01, HWNSX1PP112TQ01, HWNSX2PP112TQ01, SWNBC2PP112TQ01, SWNBC2SP112TQ01, SWNBX2SP112TQ01, SWNBX2SP302NQ22, SWNLC2HP112TQ01, SWNLC2SP112TQ01, SWNSX1PP112TQ01, SWNSX1SP112TQ01, SWNSX1SP302SQ01, SWNSX2PP112TQ01 and SWNSX2SP112TQ01
	39167WP	Top	All other models
7	39744	Top Shield	Models GWNMN1PP302AW01, GWNMN2PP302AW01, GWNSX1PP302AW01, GWNSX2PP302AW01, PWNBX2PP302AG02 and SWNSX1SP302UW01; Models BWNBX2PP302AW01, BWNMN2PP302AW01, SWNBX2SP302AW01, SWNLX2SP302AW01, SWNMN1SP302AW01, SWNSX1PP302AW01, SWNSX1SP302AW01 and SWNSX1SP302BW01 through Serial No. 1404009800
	202932	Top Shield	Models BWNMN2PP302AW01 and SWNMN1SP302AW01 starting Serial No. 1404009801
	202977	Top Shield	Models BWNBX2PP302AW01, SWNBX2SP302AW01, SWNLX2SP302AW01, SWNSX1PP302AW01 and SWNSX1SP302AW01 starting Serial No. 1404009801
8	80262	Grommet	Models BWNBX2PP302AW01, BWNMN2PP302AW01, GWNSX1PP302AW01, GWNSX2PP302AW01, PWNBX2PP302AG02, SWNBX2SP302AW01, SWNLX2SP302AW01, SWNSX1PP302AW01, SWNSX1SP302AW01 and SWNSX1SP302BW01
9	27222	Nut	Optional; For added security
10	23008	Screw	
11	56534	Support Barrel	
12	36020	Nut	

# Lid, Lid Lock and Cabinet Top

Models GWNSX1PP302EW09, HWNSX1SP302UW09 and SWNSX1SP302EW09

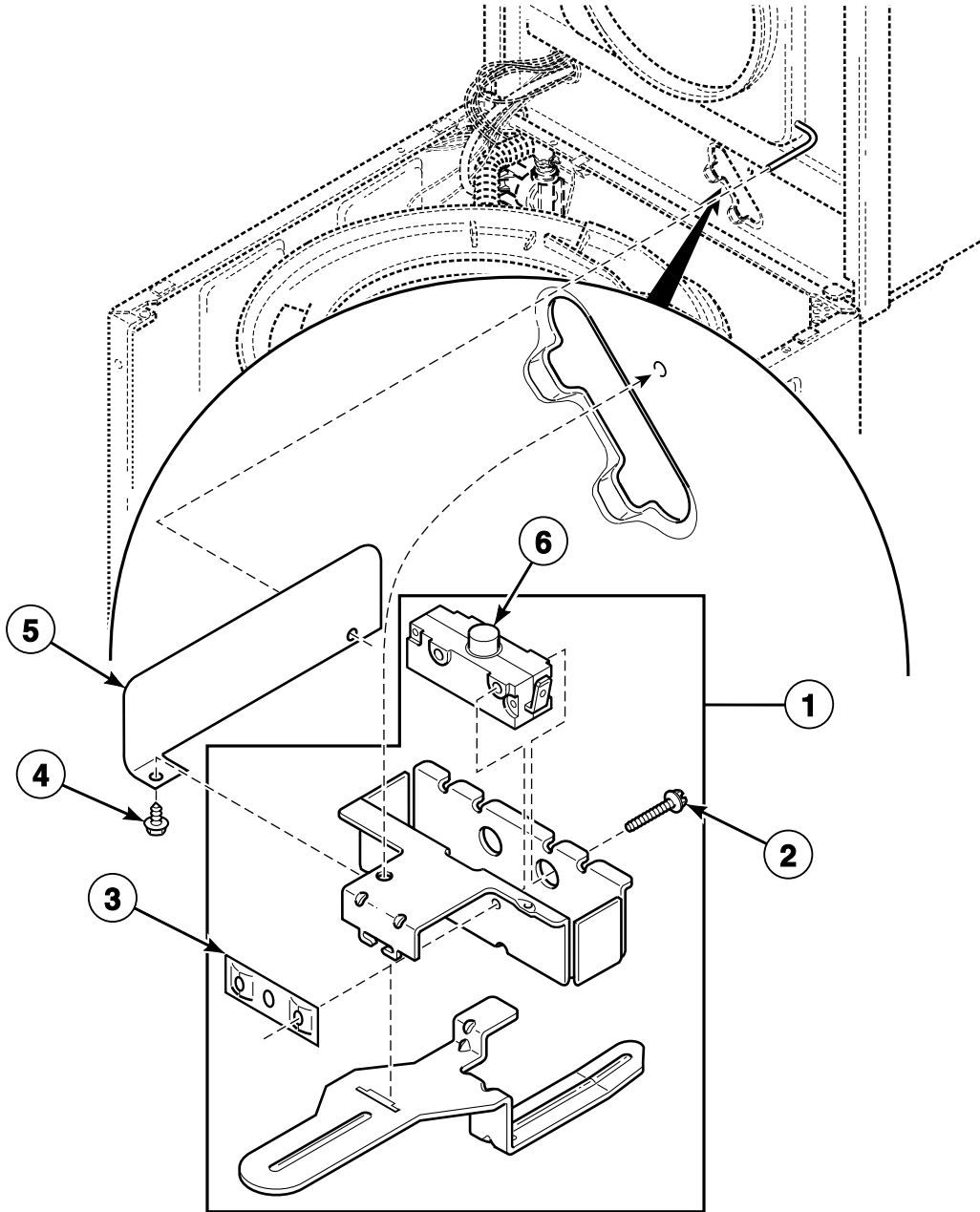


TLW1728P\_202731

## Lid, Lid Lock and Cabinet Top

REF	PART NO.	DESCRIPTION	COMMENTS
	837P3	Lid Lock Kit	Includes items 4, 15 and 17
1	200892WP	Lid	
2	201415	Screw	
3	201414	Door Lock Spacer	
4	201307P	Lid Lock Catch Assembly	Includes item 3
5	D503673	Screw	Optional; For added security
6	34337	Screw	
7	34338	Hinge Gasket	
8	52909	Screw	
9	39184WP	Top Assembly	
10	431287	Screw	
11	39249	Washer	
12	39744	Top Shield	
13	80262	Grommet	
14	27222	Nut	Optional; For added security
15	202623	Screw	
16	29676	Switch Mounting Plate	
17	202434	Lid Lock	
18	22001	Nut	
19	31973	Lid Lock Wire Harness Assembly	
20	23008	Screw	
21	56534	Support Barrel	
22	36020	Nut	
23	30378	Lid Lock Gasket	
24	37828P	Cover Plate	
25	32184	Bolt	
26	33446	Bushing	
27	36437	Lid Hinge	Right
28	36438	Lid Hinge	Left
29	21685	Bumper	

# Lid Switch

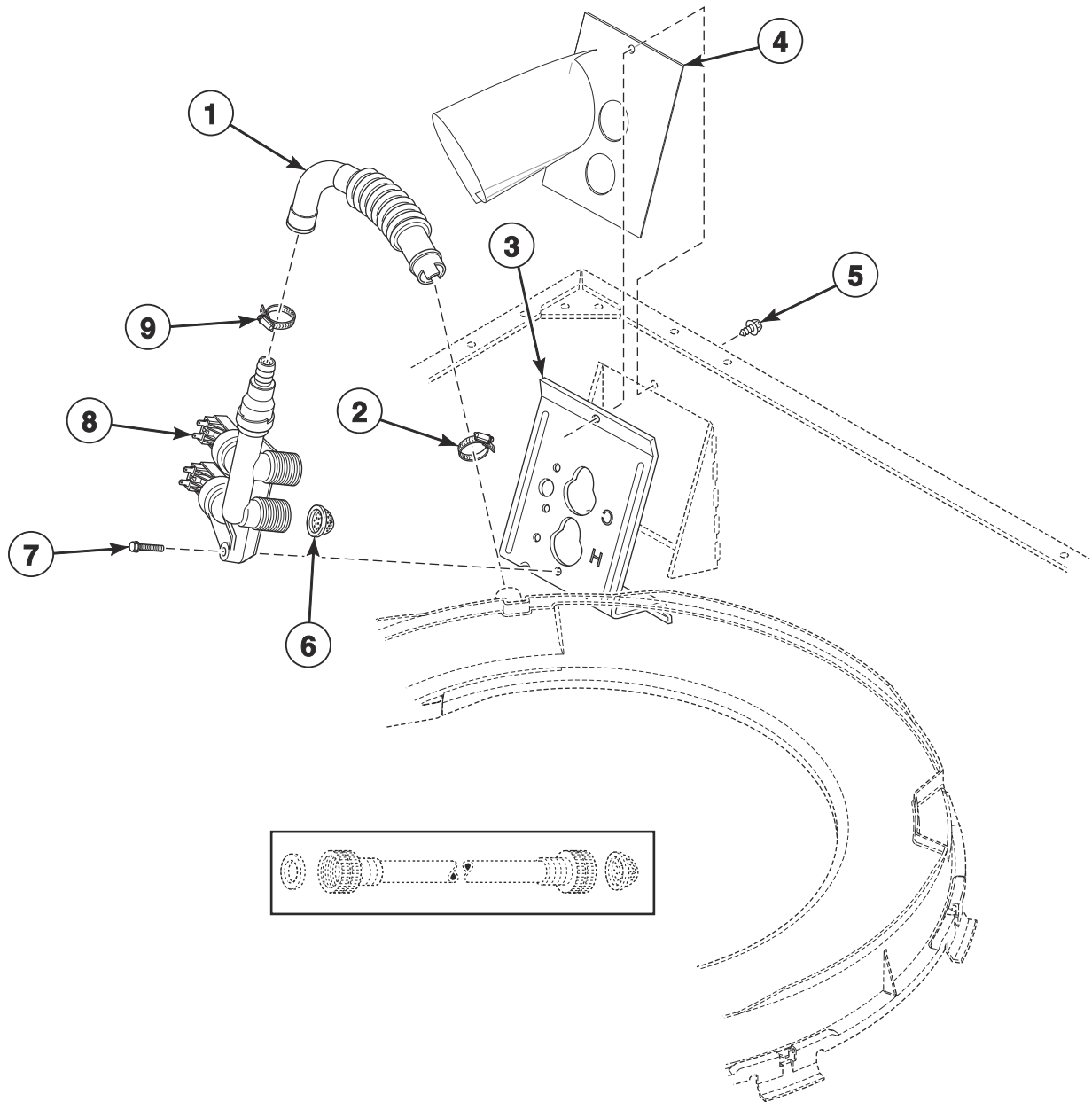


TLW1748P\_202731

# Lid Switch

REF	PART NO.	DESCRIPTION	COMMENTS
1	204980	Switch Assembly	Models GWNSX1PP302EW09, HWNSX1SP302UW09, SWNSX1SP302BW01, SWNSX1SP302EW09 and SWNSX1SP302UW01
	204696	Lid Switch Kit	All other models
2	M402574	Screw	
3	M400981	Nut	
4	23962	Screw	
5	202697	Lid Switch Shield	Models BWNBX2PP302AW01, BWNMN2PP302AW01, HWNBX1SP122DW01, HWNBX1SP542DW01, HWNLX1SP122DW01, HWNLX1SP542DW01, PWNBX2PP302AG02, SWNBX1SP122DW01, SWNBX1SP542DW01, SWNBX2SP302AW01, SWNLX1SP122DW01, SWNLX1SP542DW01, SWNLX2SP302AW01, SWNMN1SP302AW01, SWNSX1PP302AW01 and SWNSX1SP302AW01; Through Serial No. 1810000001
6	37830	Switch	Models GWNSX1PP302EW09, HWNSX1SP302UW09, SWNSX1SP302BW01, SWNSX1SP302EW09 and SWNSX1SP302UW01
	33445	Switch	All other models

# Mixing Valve-to-Tub Cover Hose and Mixing Valve



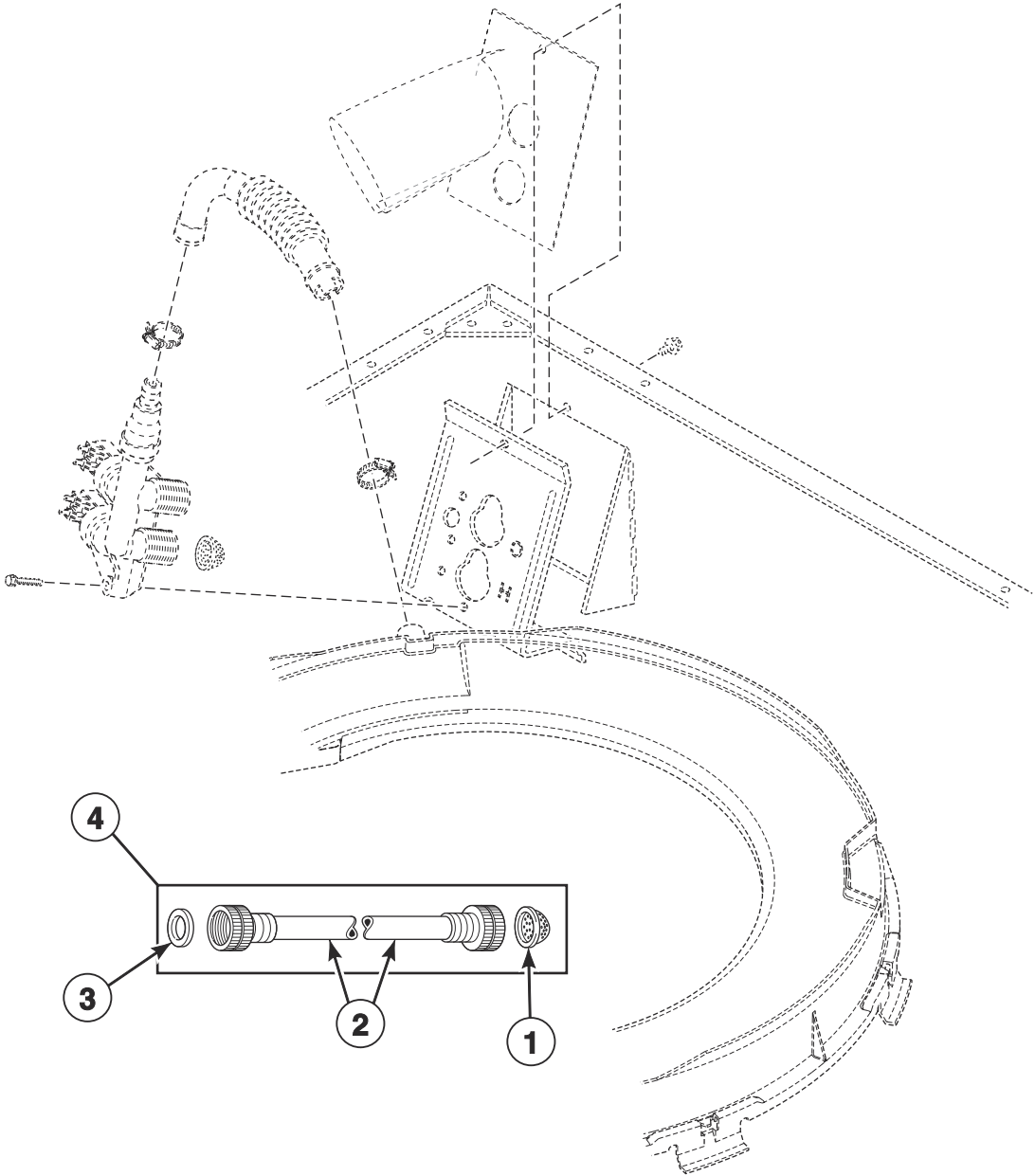
TLW1755P



## Mixing Valve-to-Tub Cover Hose and Mixing Valve

REF	PART NO.	DESCRIPTION	COMMENTS
1	202472	Mixing Valve-to-Tub Cover Hose	
2	36801	Hose Clamp	
3	39407	Mixing Valve Mounting Bracket	
4	202899	Mixing Valve Shield	Models BWNBX2PP302AW01, BWNMN2PP302AW01, SWNBX2SP302AW01, SWNLX2SP302AW01, SWNMN1SP302AW01, SWNSX1PP302AW01 and SWNSX1SP302AW01 starting Serial No. 1404009801
5	33562	Screw	
6	24122	Mixing Valve Screen	Steel mesh
	F8161201	Mixing Valve Screen	Plastic
7	39397	Screw	
8	202396P	Mixing Valve	Models BWNBX2PP302AW01, BWNMN2PP302AW01, SWNBX2SP302AW01, SWNLX2SP302AW01, SWNMN1SP302AW01, SWNSX1PP302AW01 and SWNSX1SP302AW01 Through Serial Nos. beginning 1412; Models GWNMN1PP302AW01, GWNMN2PP302AW01, GWNMN2PP302NW01, GWNSX1PP302AW01, GWNSX1PP302EW09, GWNSX2PP302AW01, GWNSX2PP302NW01, HWNBX1SP542DW01, HWNLX1SP542DW01, HWNSX1SP302UW09, NWNBX2SP302NW22, NWNMN1SP542NW22, NWNMN2SP302NW22, NWNMX2SP302NW22, SWNBX1SP542DW01, SWNBX2SP302NQ22, SWNBX2SP302NW22, SWNLX1SP542DW01, SWNLX1SP542NW23, SWNMN1SP302NW22, SWNMN1SP302SW01, SWNSX1SP302BW01, SWNSX1SP302EW09, SWNSX1SP302SQ01, SWNSX1SP302SW01 and TWNBX2SP302NW22
	203145P	Mixing Valve	Models BWNBX2PP302AW01, BWNMN2PP302AW01, PWNBX2PP302AG02, SWNBX2SP302AW01, SWNLX2SP302AW01, SWNMN1SP302AW01, SWNSX1PP302AW01 and SWNSX1SP302AW01 Starting Serial Nos. beginning 1412
	205547P	Mixing Valve	All other models
	205765	Dual Filter Mixing Valve Kit	All other models; Includes mounting bracket; Can be used in place of 202395P
9	36801	Hose Clamp	

# Fill Hose



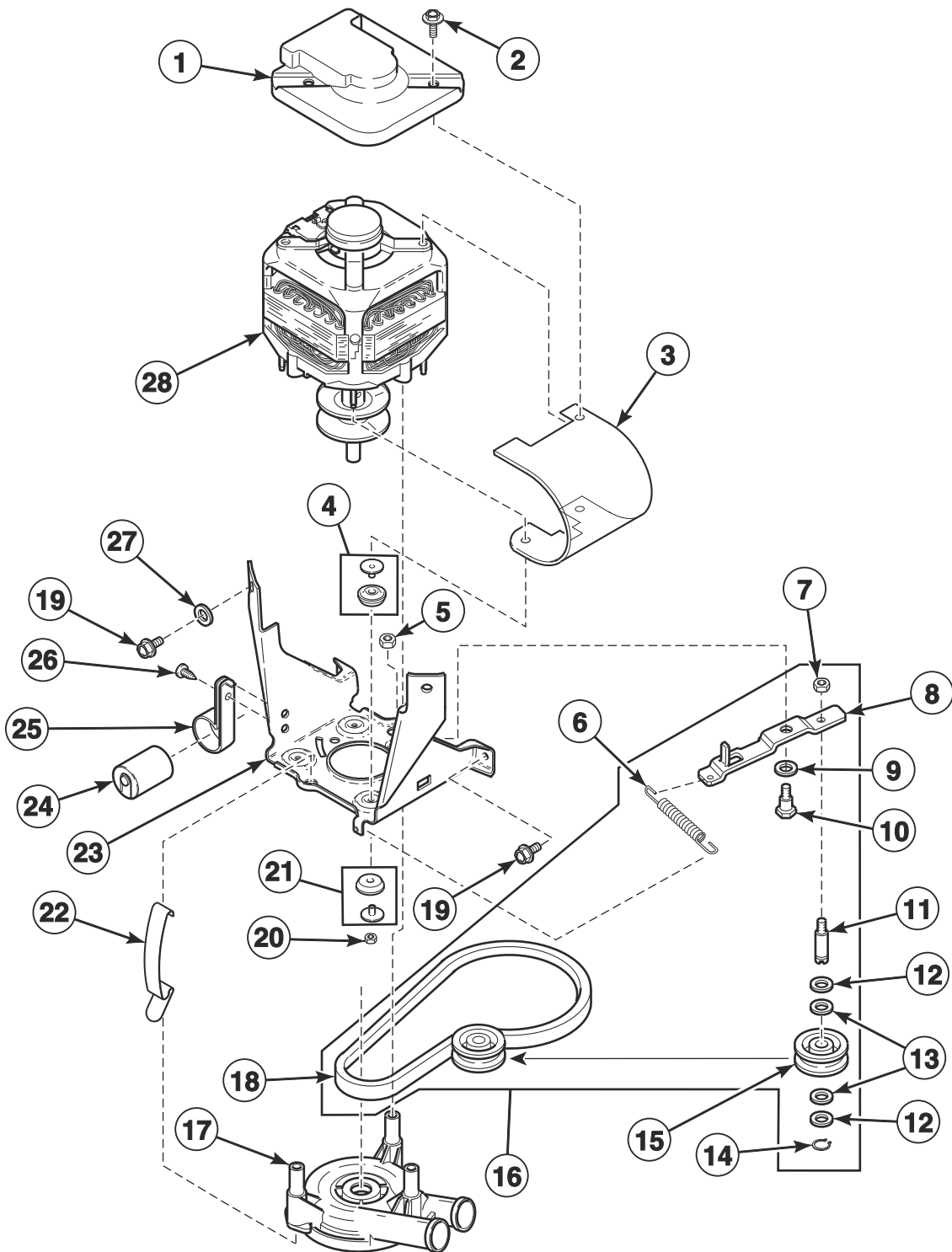
TLW1755PA\_202731

## Fill Hose

REF	PART NO.	DESCRIPTION	COMMENTS
1	803615	Washer	Filter screen
	802254	Washer	Flow restrictor; Water pressure reducer; Available for water pressure up to but not exceeding 120 psi
2	202799	Fill Hose	Models HWNBX1SP122DW01, HWNBX1SP542DW01, HWNLX1SP122DW01, HWNLX1SP542DW01, SWNBX1SP122DW01, SWNBX1SP542DW01, SWNLX1SP122DW01 and SWNLX1SP542DW01
	202800	Fill Hose	Models BWNBX2PP302AW01, BWNMN2PP302AW01, PWNBX2PP302AG02, SWNBX2SP302AW01, SWNLX2SP302AW01, SWNMN1SP302AW01, SWNSX1PP302AW01 and SWNSX1SP302AW01
	20617	Fill Hose	8 feet; 2 U.S. standard thread hose couplings; All other models
	20618	Fill Hose	10 feet; 2 U.S. standard thread hose couplings; All other models
	37380	Fill Hose	8 feet; 1 U.S. standard thread and 1 metric thread hose coupling; All other models
	202931	Fill Hose	10 feet; 1 U.S. standard thread and 1 metric thread hose coupling; All other models
3	20290	Washer	
4	F200116	Fill Hose	5 feet; Includes items 1-3; 2 U.S. standard thread hose couplings; All models except BWNBX2PP302AW01, BWNMN2PP302AW01, GWNMN2PP302NW01, GWNSX2PP302NW01, HWNBX1SP122DW01, HWNBX1SP542DW01, HWNLX1SP122DW01, HWNLX1SP542DW01, PWNBX2PP302AG02, SWNBX1SP122DW01, SWNBX1SP542DW01, SWNBX2SP302AW01, SWNLX1SP122DW01, SWNLX1SP542DW01, SWNLX2SP302AW01, SWNMN1SP302AW01, SWNSX1PP302AW01 and SWNSX1SP302AW01
	38349P	Fill Hose Kit	5 feet; Includes 2 of item 3; 1 U.S. standard thread and 1 metric thread hose coupling; All models except BWNBX2PP302AW01, BWNMN2PP302AW01, GWNMN2PP302NW01, GWNSX2PP302NW01, HWNBX1SP122DW01, HWNBX1SP542DW01, HWNLX1SP122DW01, HWNLX1SP542DW01, PWNBX2PP302AG02, SWNBX1SP122DW01, SWNBX1SP542DW01, SWNBX2SP302AW01, SWNLX1SP122DW01, SWNLX1SP542DW01, SWNLX2SP302AW01, SWNMN1SP302AW01, SWNSX1PP302AW01 and SWNSX1SP302AW01
	203676	Hose and Washers Kit	Includes 2 of item 3; Models HWNBX1SP122DW01, HWNBX1SP542DW01, HWNLX1SP122DW01, HWNLX1SP542DW01, SWNBX1SP122DW01, SWNBX1SP542DW01, SWNLX1SP122DW01 and SWNLX1SP542DW01
	203675	Hose and Washers Kit	Includes 2 of item 3; Models BWNBX2PP302AW01, BWNMN2PP302AW01, PWNBX2PP302AG02, SWNBX2SP302AW01, SWNLX2SP302AW01, SWNMN1SP302AW01, SWNSX1PP302AW01 and SWNSX1SP302AW01

# Motor, Belt, Pump and Idler Assembly (Drawing 1 of 3)

Models GWNSX1PP302EW09, HWNSX1SP302UW09, SWNSX1SP302EW09 and SWNSX1SP302UW01



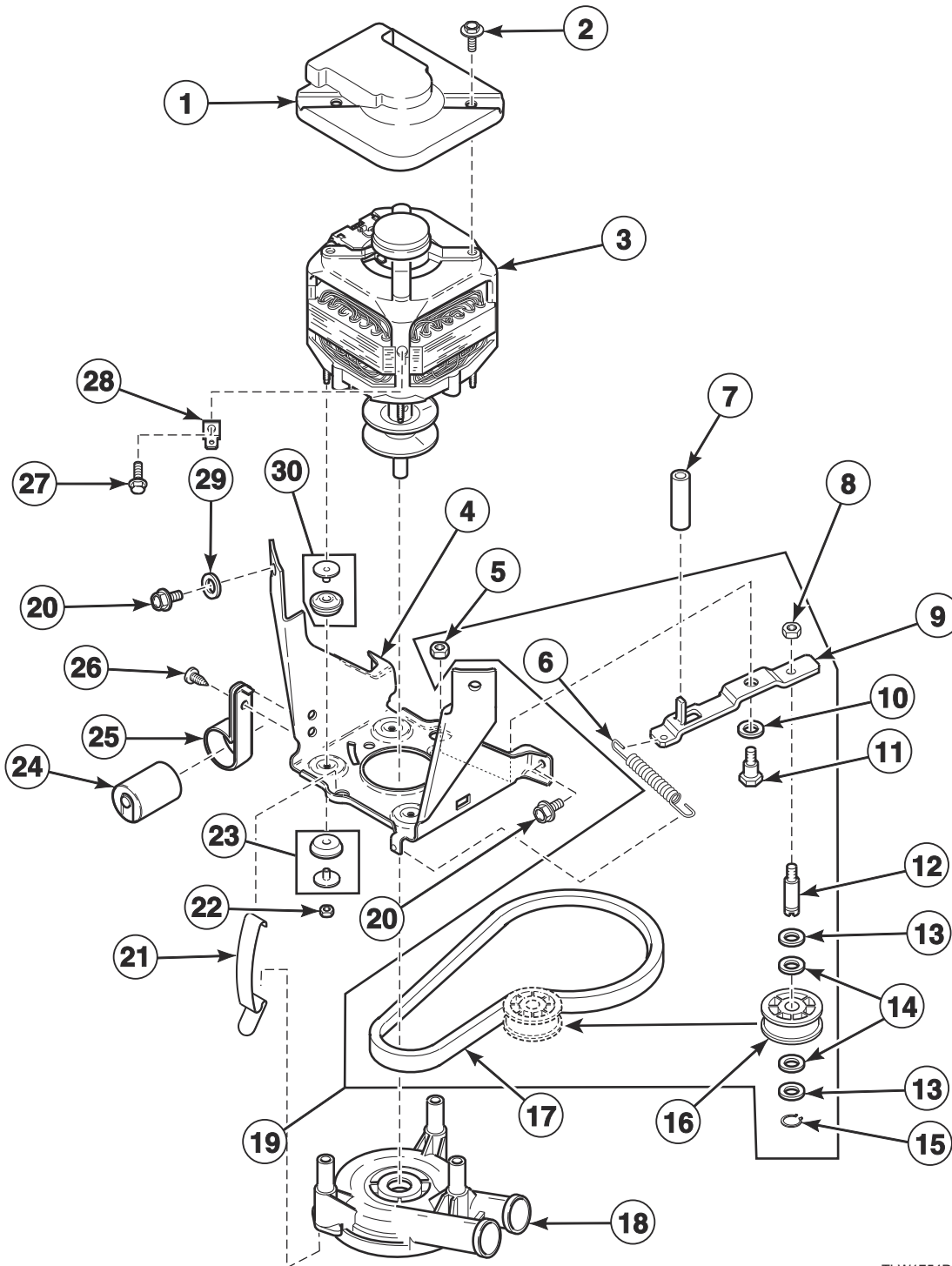
TLW1730P\_202731

## Motor, Belt, Pump and Idler Assembly (Drawing 1 of 3)

REF	PART NO.	DESCRIPTION	COMMENTS
1	34754	Motor Shield	
2	31645	Screw	
3	36965	Motor Side Shield	
4	204063	Motor Mount and Isolator Assembly	
5	52566	Nut	
6	201189	Idler Lever Spring	
	202032	Idler Lever Spring	Use on units experiencing low RPM
7	28803	Nut	
8	38011	Idler Lever	
9	81392	Washer	
10	27229	Screw	
11	210186	Idler Shaft	
12	D504082	Washer	
13	52549	Washer	Nylatron
14	23748	Retaining Ring	
15	38225P	Idler Pulley	
16	202972	Idler Lever and Belt Kit	
17	205217P	Pump Assembly Kit	
	205218P	Pump Assembly Kit	Heavy duty
18	200923	Agitate and Spin Belt	
19	35369	Screw	
20	685846	Nut	
21	204062	Motor Mount and Isolator Assembly	
22	210202	Spring Clip	
23	200941	Motor Mount Bracket	
24	39259P	Capacitor and Clamp Kit	
25	37535	Capacitor Clamp	
26	52909	Screw	
27	37772	Washer	
28	835P3	Motor Kit	1 speed; 240 Volt/50 Hertz

# Motor, Belt, Pump and Idler Assembly (Drawing 2 of 3)

Models BWNBX2PP302AW01, BWNMN2PP302AW01, GWNMN1PP302AW01, GWNMN2PP302AW01, GWNSX1PP302AW01, GWNSX2PP302AW01, PWNBX2PP302AG02, SWNBX2SP302AW01, SWNLX2SP302AW01, SWNLY2SP302NW22, SWNMN1SP302AW01, SWNMN1SP302SW01, SWNSX1PP302AW01, SWNSX1SP302AW01, SWNSX1SP302BW01, SWNSX1SP302SQ01 and SWNSX1SP302SW01



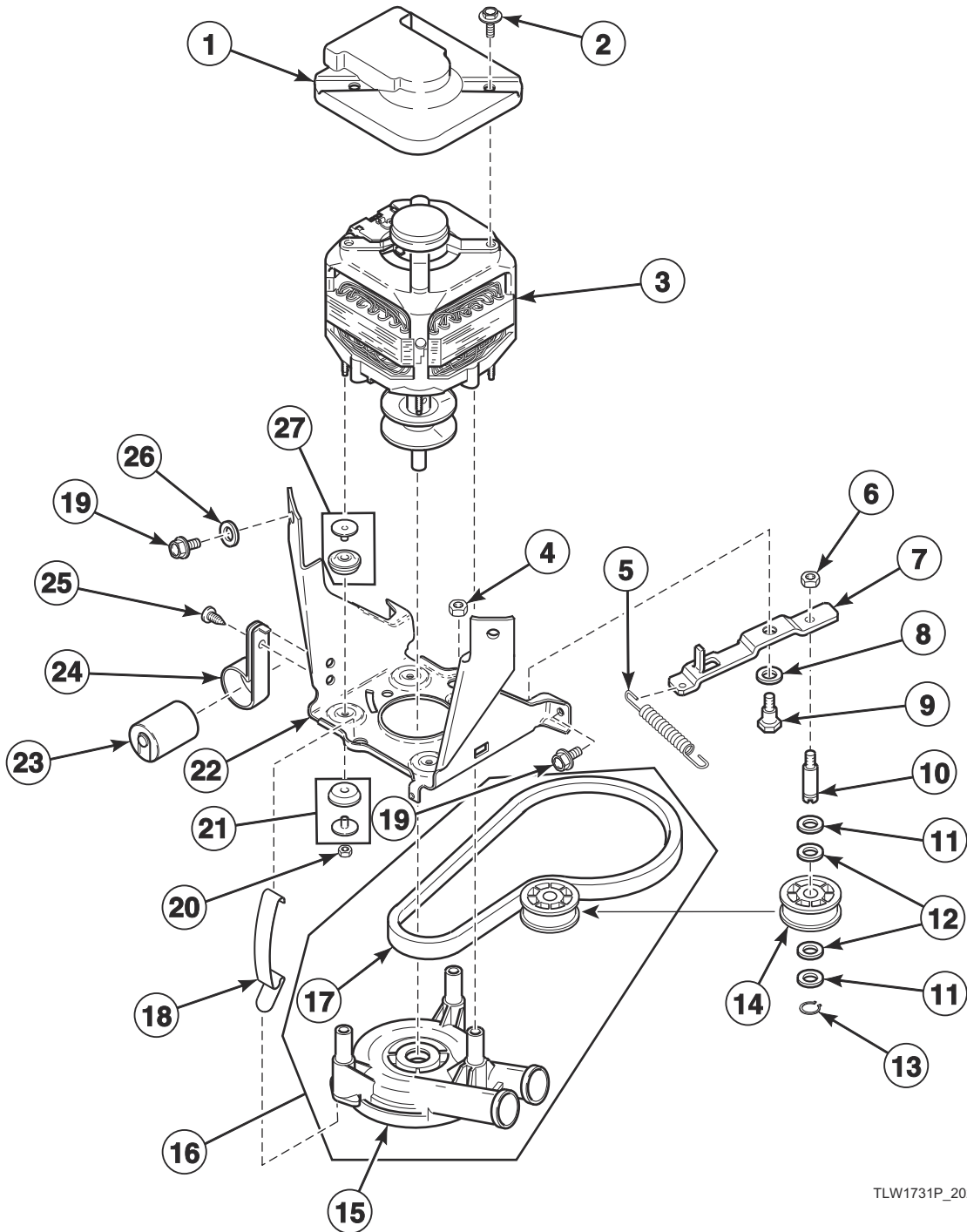
TLW1754P\_202731

## Motor, Belt, Pump and Idler Assembly (Drawing 2 of 3)

REF	PART NO.	DESCRIPTION	COMMENTS
1	34754	Motor Shield	Through Serial No. 1404009800
	35886	Motor Shield	Starting Serial No. 1404009801
2	31645	Screw	
3	201433P	Motor Kit	240 Volt/50 Hertz; 2 speed; Models BWNBX2PP302AW01, BWNMN2PP302AW01, GWNMN2PP302AW01, GWNSX2PP302AW01, PWNBX2PP302AG02, SWNBX2SP302AW01, SWNLX2SP302AW01 and SWNLY2SP302NW22
	835P3	Motor Kit	240 Volt/50 Hertz; 1 speed; All other models
4	200941	Motor Mount Bracket	
5	52566	Nut	
6	201189	Idler Lever Spring	
	202032	Idler Lever Spring	Use on units experiencing low RPM
7	202333	Tube	Models BWNBX2PP302AW01, BWNMN2PP302AW01, PWNBX2PP302AG02, SWNBX2SP302AW01, SWNLX2SP302AW01, SWNMN1SP302AW01, SWNMN1SP302SW01, SWNSX1PP302AW01, SWNSX1SP302AW01, SWNSX1SP302SQ01 and SWNSX1SP302SW01
	28803	Nut	
9	38011	Idler Lever	
10	81392	Washer	
11	27229	Screw	
12	210186	Idler Shaft	
13	D504082	Washer	
14	52549	Washer	Nylatron
15	23748	Retaining Ring	
16	38225P	Idler Pulley	
17	200923	Agitate and Spin Belt	
18	205217P	Pump Assembly Kit	
	205218P	Pump Assembly Kit	Heavy duty
19	202972	Idler Lever and Belt Kit	
20	35369	Screw	
21	210202	Spring Clip	
22	685846	Nut	
23	204062	Motor Mount and Isolator Assembly	
24	39259P	Capacitor and Clamp Kit	Through Serial No. 1404009800; All models except BWNMN2PP302AW01, SWNLX2SP302AW01 and SWNLY2SP302NW22
	203140	Capacitor	Starting Serial No. 1404009801
25	37535	Capacitor Clamp	
26	52909	Screw	
27	20530	Screw	
28	00177	Male Tab Terminal	
29	37772	Washer	
30	204063	Motor Mount and Isolator Assembly	

# Motor, Belt, Pump and Idler Assembly (Drawing 3 of 3)

All Models Except GWNMN1PP302AW01, GWNMN2PP302AW01, GWNSX1PP302AW01, GWNSX1PP302EW09, GWNSX2PP302AW01, HWNSX1SP302UW09, PWNBX2PP302AG02, SWNBX2SP302AW01, SWNLX2SP302AW01, SWNLY2SP302NW22, SWNMN1SP302AW01, SWNMN1SP302SW01, SWNSX1PP302AW01, SWNSX1SP302AW01, SWNSX1SP302BW01, SWNSX1SP302EW09, SWNSX1SP302SQ01, SWNSX1SP302SW01 and SWNSX1SP302UW01



TLW1731P\_202731

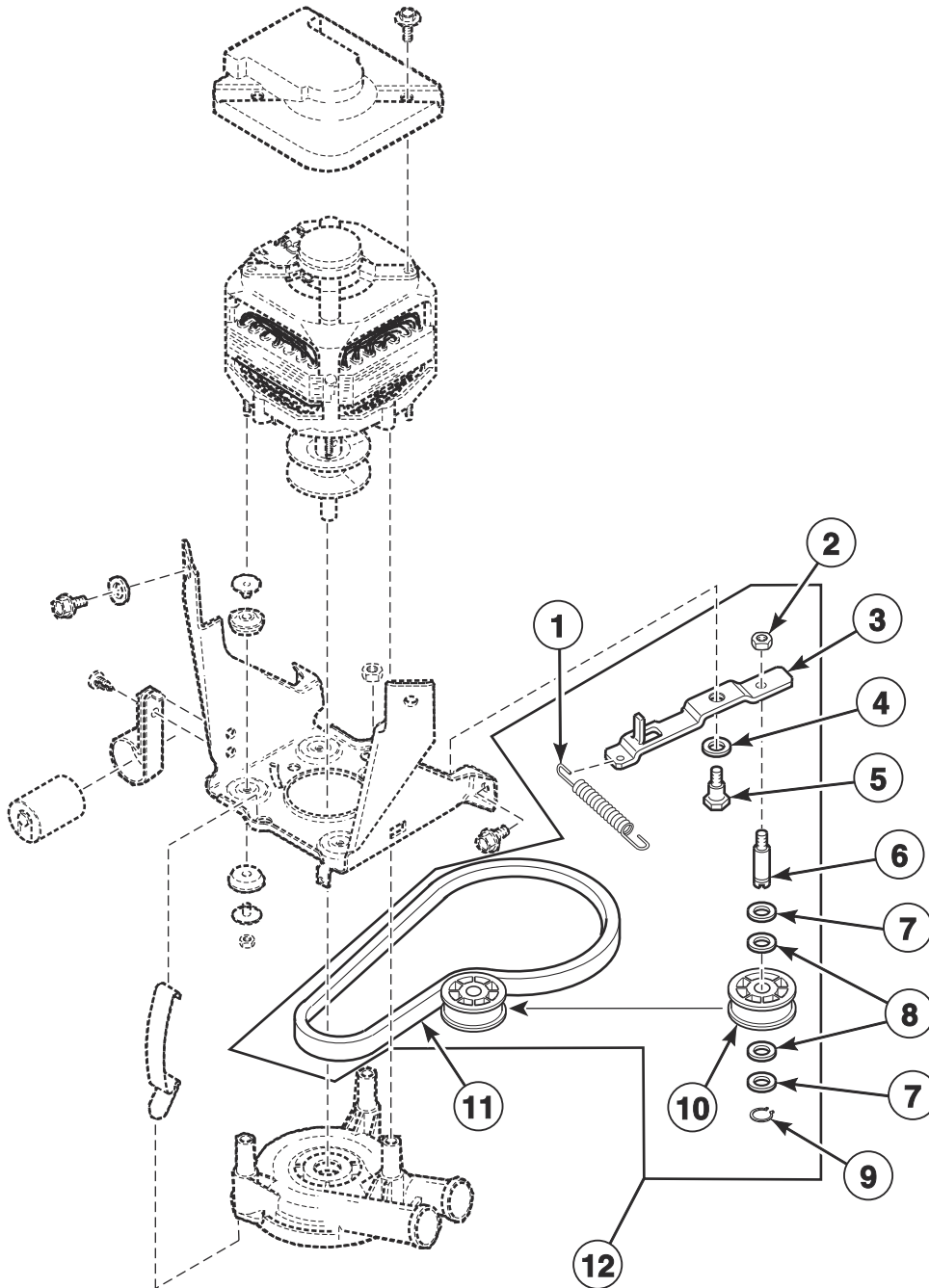


## Motor, Belt, Pump and Idler Assembly (Drawing 3 of 3)

REF	PART NO.	DESCRIPTION	COMMENTS
1	34754	Motor Shield	
2	31645	Screw	
3	38035P	Motor Kit	115 Volt/60 Hertz; 1 speed; Models HWNSX1PP112TQ01, HWNSX1PP112TW01, HWNSX1SP112CW01, SWNSX1PP112TQ01, SWNSX1PP112TW01, SWNSX1SP112TQ01 and SWNSX1SP112TW01
	35030P	Motor Assembly	240 Volt/60 Hertz; 1 speed; Models HWNBX1SP542DW01, HWNLX1SP542DW01, NWNMN1SP542NW22, SWNBX1SP542DW01, SWNLX1SP542DW01, SWNLX1SP542NW23 and SWNSX1SP542NW22
	202457	Motor Assembly	Models HWNBX1SP122DW01, HWNLX1SP122DW01, SWNBX1SP122DW01 and SWNLX1SP122DW01
	835P3	Motor Kit	240 Volt/50 Hertz; 1 speed; Models SWNMN1SP302NW22 and SWNSX1SP302NW22
	201433P	Motor Kit	240 Volt/50 Hertz; 2 speed; Models GWNMN2PP302NW01, GWNSX2PP302NW01, NWNBX2SP302NW22, NWNMN2SP302NW22, NWNSX2SP302NW22, SWNBX2SP302NQ22, SWNBX2SP302NW22 and TWNBX2SP302NW22
	38034P	Motor Kit	2 speed; All other models
4	52566	Nut	
5	201189	Idler Lever Spring	
	202032	Idler Lever Spring	Use on units experiencing low RPM
6	28803	Nut	
7	38011	Idler Lever	
8	81392	Washer	
9	27229	Screw	
10	210186	Idler Shaft	
11	D504082	Washer	
12	52549	Washer	Nylatron
13	23748	Retaining Ring	
14	38225P	Idler Pulley	
15	205217P	Pump Assembly Kit	
	205218P	Pump Assembly Kit	Heavy duty
16	RB150003	Belt and Pump Kit	Includes items 15 and 17 (38174 Belt)
17	200923	Agitate and Spin Belt	Models GWNMN2PP302NW01, GWNSX2PP302NW01, NWNBX2SP302NW22, NWNMN2SP302NW22, NWNSX2SP302NW22, SWNBX2SP302NQ22, SWNBX2SP302NW22, SWNMN1SP302NW22, SWNSX1SP302NW22 and TWNBX2SP302NW22
	38174	Agitate and Spin Belt	All other models
18	210202	Spring Clip	
19	35369	Screw	
20	35423	Nut	
21	204062	Motor Mount and Isolator Assembly	
22	200941	Motor Mount Bracket	
23	39259P	Capacitor and Clamp Kit	Models SWNMN1SP302NW22 and SWNSX1SP302NW22
	37377	Capacitor	All models except GWNMN2PP302NW01, GWNSX2PP302NW01, HWNBX1SP542DW01, HWNLX1SP542DW01, NWNBX2SP302NW22, NWNMN1SP542NW22, NWNMN2SP302NW22, NWNSX2SP302NW22, SWNBX1SP542DW01, SWNBX2SP302NQ22, SWNBX2SP302NW22, SWNLX1SP542DW01, SWNMN1SP302NW22, SWNSX1SP302NW22, SWNSX1SP542NW22 and TWNBX2SP302NW22
24	37535	Capacitor Clamp	All models except HWNBX1SP542DW01, HWNLX1SP542DW01, SWNBX1SP542DW01, SWNLX1SP542DW01 and TWNBX2SP302NW22
25	52909	Screw	
26	37772	Washer	
27	204062	Motor Mount and Isolator Assembly	

# Idler Lever Kits

All Models Except GWNMN1PP302AW01, GWNMN2PP302AW01, GWNSX1PP302AW01, GWNSX1PP302EW09, GWNSX2PP302AW01, HWNSX1SP302UW09, PWNBX2PP302AG02, SWNBX2SP302AW01, SWNLX2SP302AW01, SWNLY2SP302NW22, SWNMN1SP302AW01, SWNMN1SP302SW01, SWNSX1PP302AW01, SWNSX1SP302AW01, SWNSX1SP302BW01, SWNSX1SP302EW09, SWNSX1SP302SQ01, SWNSX1SP302SW01 and SWNSX1SP302UW01

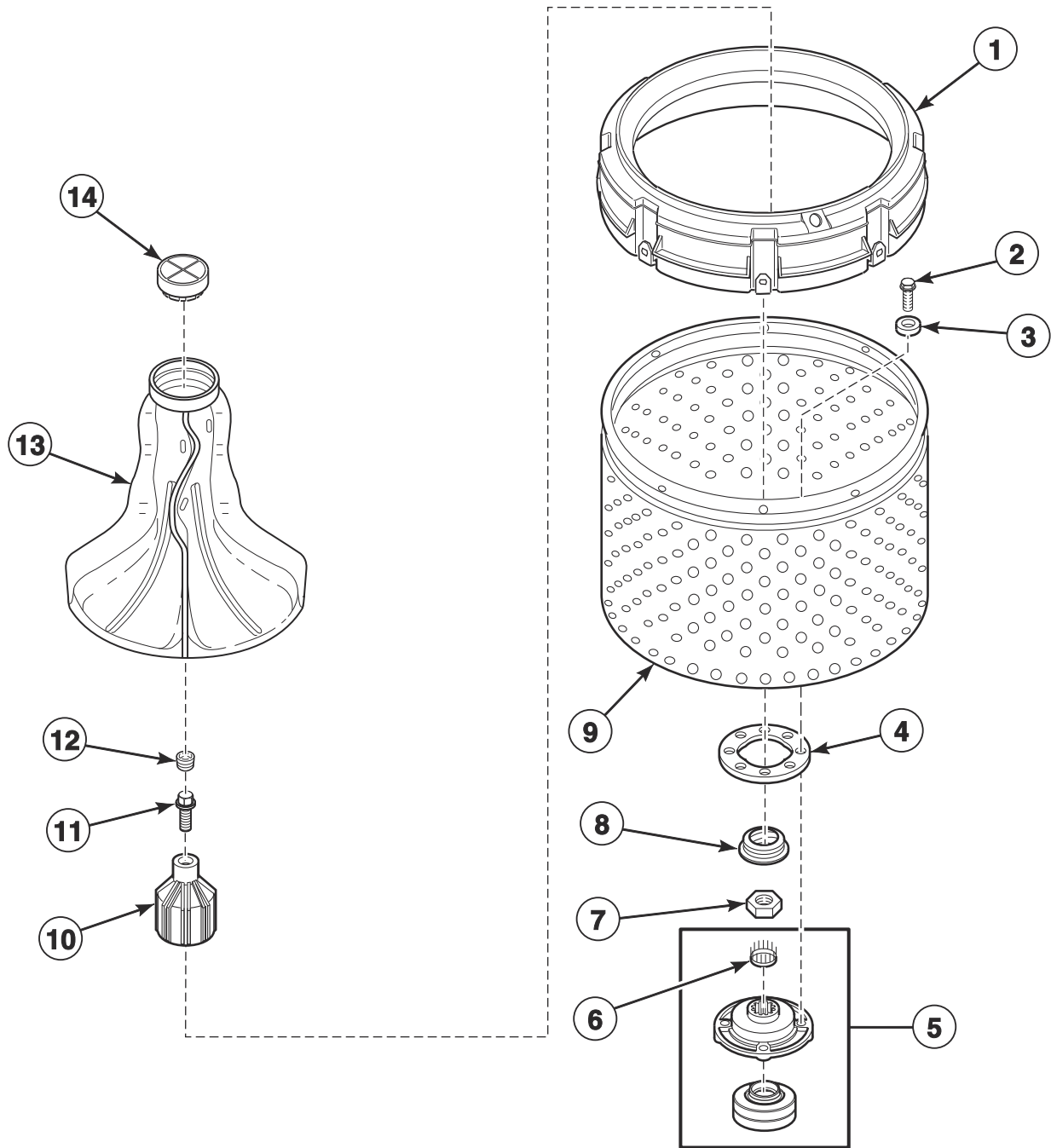


TLW1731PA\_202731

## Idler Lever Kits

REF	PART NO.	DESCRIPTION	COMMENTS
1	202032	Idler Lever Spring	
2	28803	Nut	
3	38011	Idler Lever	
4	81392	Washer	
5	27229	Screw	
6	210186	Idler Shaft	
7	D504082	Washer	
8	52549	Washer	Nylatron
9	23748	Retaining Ring	
10	38225P	Idler Pulley	
11	200923	Agitate and Spin Belt	Models GWNMN2PP302NW01, GWNSX2PP302NW01, NWNBX2SP302NW22, NWNMN2SP302NW22, NWNSX2SP302NW22, SWNBX2SP302NQ22, SWNBX2SP302NW22, SWNMN1SP302NW22, SWNSX1SP302NW22 and TWNBX2SP302NW22
	38174	Agitate and Spin Belt	All other models
12	202972	Idler Lever and Belt Kit	Models GWNMN2PP302NW01, GWNSX2PP302NW01, NWNBX2SP302NW22, NWNMN2SP302NW22, NWNSX2SP302NW22, SWNBX2SP302NQ22, SWNBX2SP302NW22, SWNMN1SP302NW22, SWNSX1SP302NW22 and TWNBX2SP302NW22; Includes items 1-11
	959P3	Idler Lever Kit	All other models; Includes items 1-11

# Agitator, Drive Bell, Hub and Lip Seal Kit and Washtub

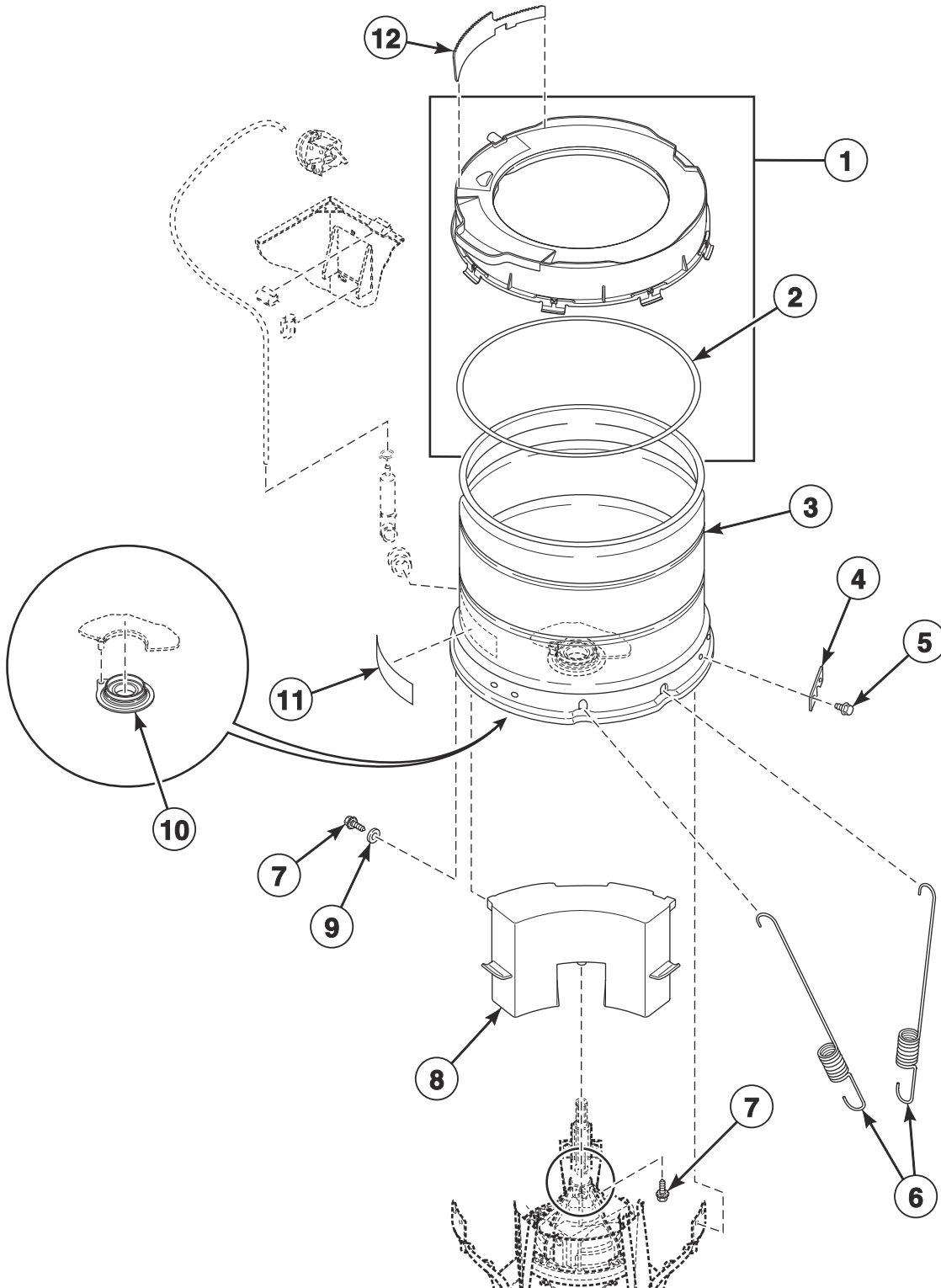


TLW1919P

## Agitator, Drive Bell, Hub and Lip Seal Kit and Washtub

REF	PART NO.	DESCRIPTION	COMMENTS
1	39837	Balance Ring Assembly	
2	27202	Screw	
3	28094	Washer	Rubber; Use with porcelain washtub
4	39122	Washtub Gasket	
5	766P3A	Hub and Lip Seal Kit	DO NOT use any sealant other than 200996P Sealant; Includes installation tool
	200996P	Sealant	Use with hub and lip seal kit
6	29728	Spline Insert	
7	29220	Nut	
8	36425	Bell and Transmission Tube Seal	
	36765P	Grease	Use with bell and transmission tube seal
9	204429P	Tub Assembly	Models HWNLE2AP112CW01, HWNLE2HP112CW01, HWNLX2HP112CW01, HWNLY2HP112CW01, SWNLC2AP112TW01, SWNLC2AP112TW02, SWNLC2HP112TQ01, SWNLC2HP112TW01, SWNLC2HP112TW02, SWNLX2AP112TW02, SWNLX2HP112TW01, SWNLX2HP112TW02, SWNLY2AP112TW01, SWNLY2HP112TW01, SWNLY2AP112TW11 and SWNLY2HP112TW11
	719P3	Washtub Kit	Stainless steel; Includes 39122 Washtub Gasket; All other models
10	39508P	Drive Bell and Seal Kit	Includes items 8, 11 and 12
11	39432	Screw	
12	36511	Bell Plug	
13	36507	Flex Vane Agitator	Models SWNMN1SP302SW01, SWNSX1SP302SQ01 and SWNSX1SP302SW01
	33174	Agitator	All other models
14	36515	Agitator Cap	

# Outer Tub, Cover, Bearing and Seal Housing and Counterweight

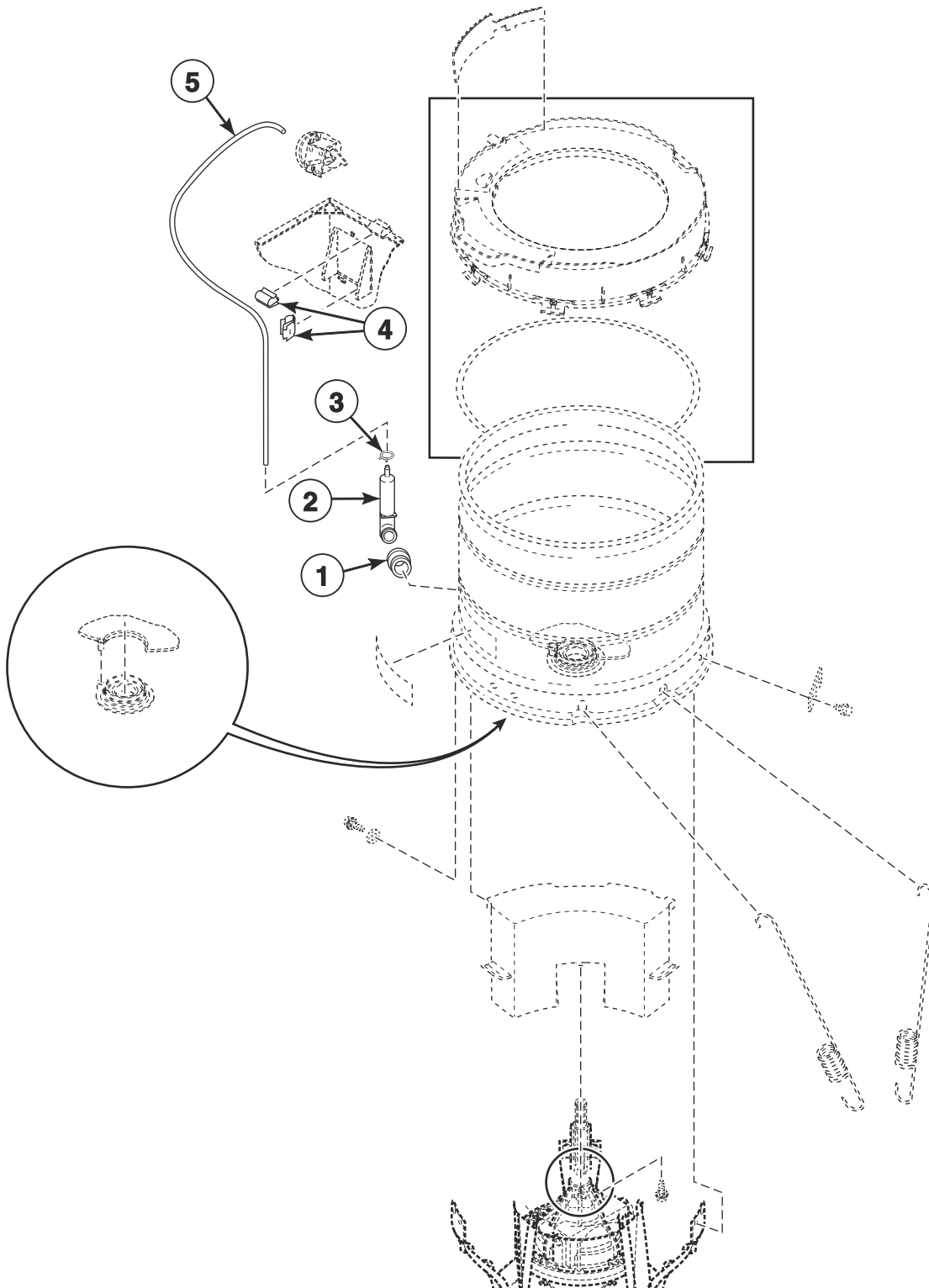


TLW1732P\_202731

# Outer Tub, Cover, Bearing and Seal Housing and Counterweight

REF	PART NO.	DESCRIPTION	COMMENTS
1	203154	Tub Cover Assembly	Includes check valve; Models BWNBX2PP302AW01, BWNMN2PP302AW01, SWNBX2SP302AW01, SWNLX2SP302AW01, SWNMN1SP302AW01, SWNSX1PP302AW01 and SWNSX1SP302AW01; Through Serial Nos. beginning 1412
	202461	Tub Cover Assembly	Models BWNBX2PP302AW01, BWNMN2PP302AW01, SWNBX2SP302AW01, SWNLX2SP302AW01, SWNMN1SP302AW01, SWNSX1PP302AW01 and SWNSX1SP302AW01 starting Serial Nos. beginning 1412; All other models
2	38359	Tub Cover Gasket	
3	203604P	Outer Tub Assembly	Models HWNLE2HP112CW01, HWNLX2HP112CW01, HWNLY2HP112CW01, SWNLC2AP112TW01, SWNLC2AP112TW02, SWNLC2HP112TQ01, SWNLC2HP112TW01, SWNLC2HP112TW02, SWNLX2AP112TW02, SWNLX2HP112TW01, SWNLX2HP112TW02, SWNLY2AP112TW01, SWNLY2HP112TW01, SWNWX2AP112TW11 and SWNWX2HP112TW11
	203603P	Outer Tub Assembly	All other models
4	27926	Leg Plate	
5	35369	Screw	
6	201521	Leg Spring	Marked with green paint. Use to replace the two rear springs closest to counterweight; Models BWNBX2PP302AW01, BWNMN2PP302AW01, GWNMN2PP302AW01, GWNMN2PP302NW01, GWNSX2PP302AW01, GWNSX2PP302NW01, NWNBX2SP302NW22, NWNMN2SP302NW22, NWNSX2SP302NW22, PWNBX2PP302AG02, SWNBX2SP302AW01, SWNBX2SP302NQ22, SWNBX2SP302NW22, SWNLX2SP302AW01, SWNLY2SP302NW22 and TWNBX2SP302NW22
	37576	Leg Spring	Models HWNLE2HP112CW01, HWNLX2HP112CW01, HWNLY2HP112CW01, SWNLC2AP112TW01, SWNLC2AP112TW02, SWNLC2HP112TQ01, SWNLC2HP112TW01, SWNLC2HP112TW02, SWNLX2AP112TW02, SWNLX2HP112TW01, SWNLX2HP112TW02, SWNLY2AP112TW01, SWNLY2HP112TW01, SWNWX2AP112TW11 and SWNWX2HP112TW11
	37575	Leg Spring	All other models
7	39566	Screw	
8	205612	Counterweight Assembly	
9	39249	Washer	
10	766P3A	Hub and Lip Seal Kit	
	200996P	Sealant	Use with hub and lip seal kit
11	D500314	Warning Label	Models BWNMN2PP112CW01, BWNSX2PP112CW01, HWNBD2SP112CQ01, HWNBD2SP112CW01, HWNBE2SP112CW01, HWNBX2SP112CW01, HWNBY2SP112CW01, HWNLE2AP112CW01, HWNLE2HP112CW01, HWNLE2SP112CW01, HWNLX2HP112CW01, HWNLX2SP112CW01, HWNLY2HP112CW01, HWNLY2SP112CW01, HWNMN2SP112CW01, HWNSX1SP112CW01, HWNSX2SP112CW01, SWNLC2AP112TW01, SWNLC2AP112TW02, SWNLC2HP112TW01, SWNLC2HP112TW02, SWNLX2AP112TW02, SWNLX2HP112TW01, SWNLX2HP112TW02, SWNLY2AP112TW01, SWNLY2HP112TW01, SWNMN2SP112CW01, SWNSX2SP112CW02 and UWNMN2SP112CW01
	F8615701	Pinch Warning Label	Models GWNSX1PP302EW09, HWNBX1SP122DW01, HWNBX1SP542DW01, HWNLX1SP122DW01, HWNLX1SP542DW01, HWNSX1SP302UW09, SWNBX1SP122DW01, SWNBX1SP542DW01, SWNLX1SP122DW01, SWNLX1SP542DW01, SWNSX1SP302EW09 and SWNSX1SP302UW01
	D500049	Warning Label	All other models
12	202695P	Splash Shield	

# Pressure Hose and Bulb



TLW1732PA\_202731



## Pressure Hose and Bulb

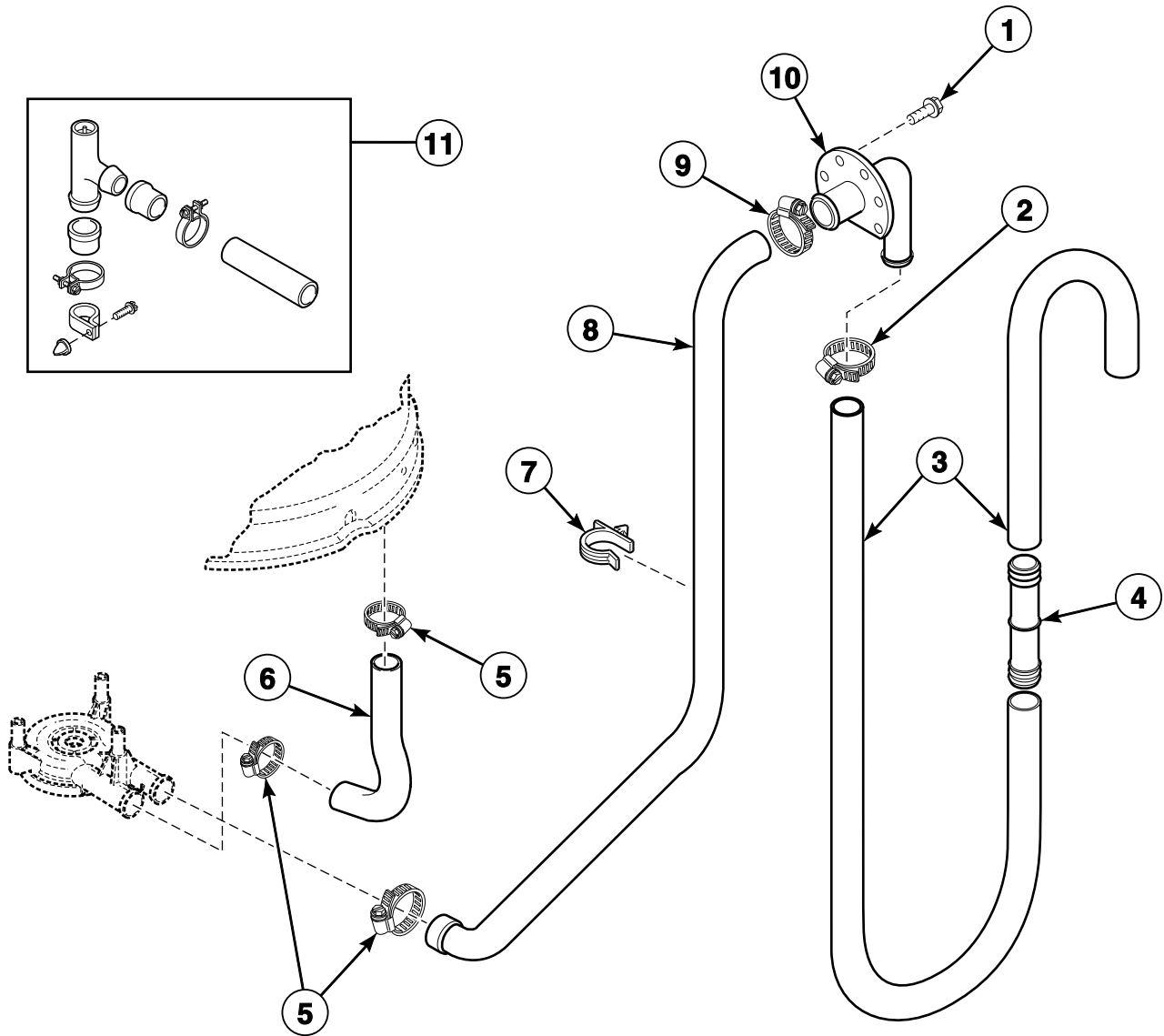
REF	PART NO.	DESCRIPTION	COMMENTS
1	29175	Grommet	
2	205241	Pressure Bulb Assembly	
3	39282	Hose Clamp	
4	36985	Hose Clip	
5	202699	Tubing	Models HWNLE2AP112CW01, HWNLE2HP112CW01, HWNLX2HP112CW01, HWNLY2HP112CW01, SWNLC2AP112TW01, SWNLC2AP112TW02, SWNLC2HP112TQ01, SWNLC2HP112TW01, SWNLC2HP112TW02, SWNLX2AP112TW02, SWNLX2HP112TW01, SWNLX2HP112TW02, SWNLY2AP112TW01, SWNLY2HP112TW01, SWNLY2AP112TW11 and SWNLY2HP112TW11
	203296	Tubing	Models HWNLE2SP112CW01, HWNLX1SP122DW01, HWNLX1SP542DW01, HWNLX2SP112CW01, HWNLY2SP112CW01, SWNLC2PP112TW01, SWNLC2PP112TW02, SWNLC2SP112TQ01, SWNLC2SP112TW01, SWNLC2SP112TW02, SWNLX1SP122DW01, SWNLX1SP542DW01, SWNLX1SP542NW23, SWNLX2PP112TW02, SWNLX2SP112TW01, SWNLX2SP112TW02, SWNLX2SP302AW01, SWNLY2PP112TW01, SWNLY2SP112TW01 and SWNLY2SP302NW22
	202700	Tubing	All other models



# Transmission Assembly

REF	PART NO.	DESCRIPTION	COMMENTS
	27604P	Anti-Seize Compound	Apply to the smooth area of both the upper and lower transmission shafts
	37577P	Transmission Sealant	Use between transmission case and cover
<b>1</b>	36570P	Output Shaft	
<b>2</b>	201212	Hub Spacer	
<b>3</b>	RB150004	Transmission Rebuild Kit	Includes 37577P Transmission Sealant
<b>4</b>	27243P	Transmission Oil	1 fill
<b>5</b>	26577	Gear and Stud Assembly	
<b>6</b>	201773	Screw	
<b>7</b>	26509	Washer	
<b>8</b>	37405	Drive Pinion	
<b>9</b>	38268P	Input Shaft	
<b>10</b>	32814	Screw	
<b>11</b>	37471	Transmission Cover Assembly	
<b>12</b>	37404P	Reduction Gear	
<b>13</b>	29260	Washer	
<b>14</b>	29273	Screw	
<b>15</b>	38165P	Transmission Assembly	
<b>16</b>	26493	Slide	
<b>17</b>	201664	Rack	
<b>18</b>	27197	Retaining Ring	
<b>19</b>	27003	Agitator Pinion	
<b>20</b>	35092	Washer	
<b>21</b>	38864	Gear Sleeve	
<b>22</b>	33223P	Transmission Case Assembly	

# Drain Hoses and Siphon Break Kit

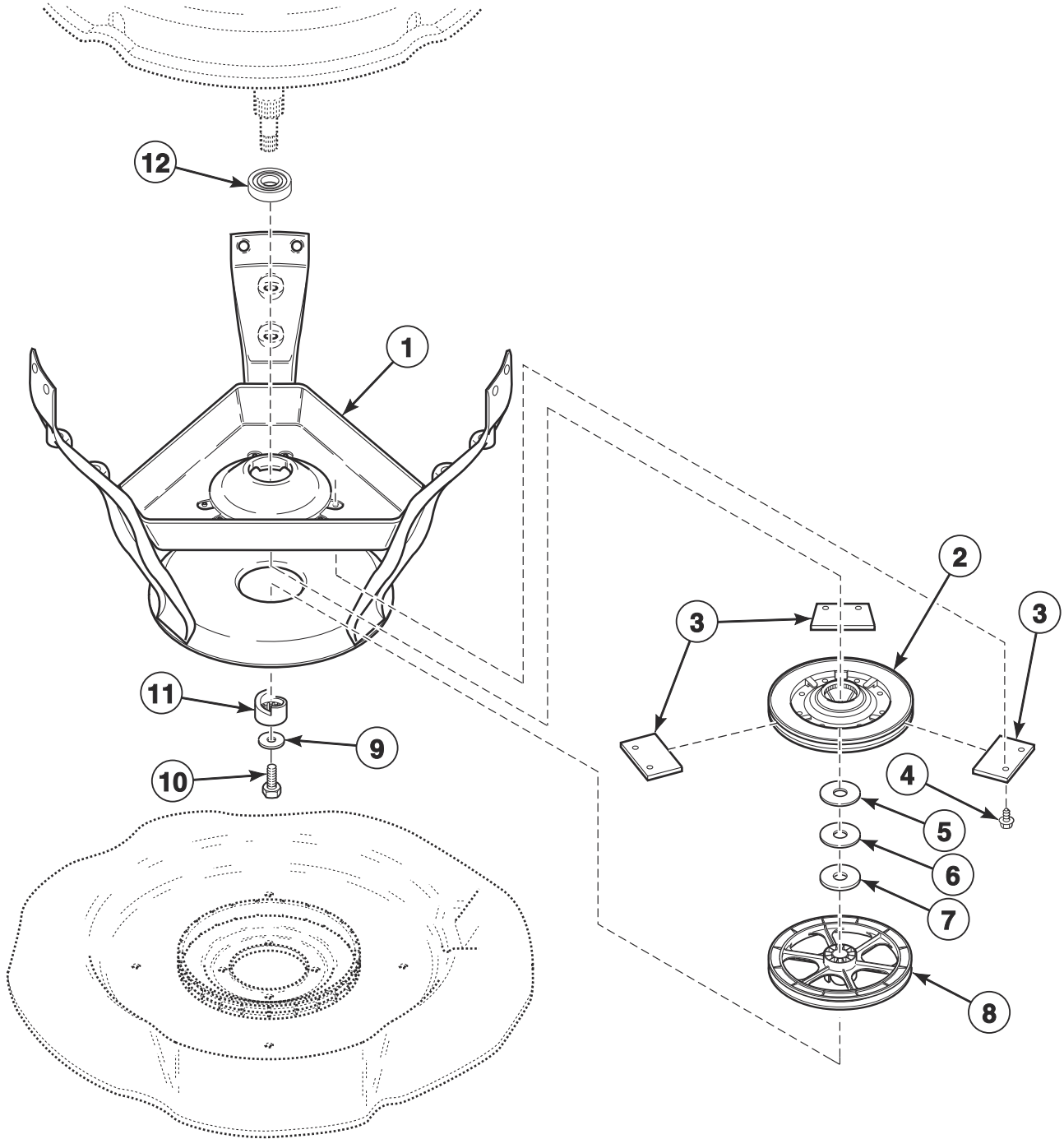


W354P\_202731

## Drain Hoses and Siphon Break Kit

REF	PART NO.	DESCRIPTION	COMMENTS
	451P3	Drain Extension Kit	
1	52909	Screw	
2	20211	Hose Clamp	
3	28293	Drain Hose	
4	25863	Hose Coupler	If drain hose must be shortened, cut hose between molded end and molded elbow; Use (1) 25863 Hose Coupler to splice hose
5	F200204	Hose Clamp	
6	38351	Tub-to-Pump Hose	
7	36014	Retainer Clip	
8	38273	Pump-to-Drain Elbow Hose	
9	20391	Hose Clamp	
10	35766	Drain Hose Elbow	Models BWNBX2PP302AW01, BWNMN2PP302AW01, GWNMN1PP302AW01, GWNMN2PP302AW01, GWNMN2PP302NW01, GWNSX1PP302AW01, GWNSX1PP302EW09, GWNSX2PP302AW01, GWNSX2PP302NW01, HWNSX1SP302UW09, NWNBX2SP302NW22, NWNMN2SP302NW22, NWNMX2SP302NW22, PWNBX2PP302AG02, SWNBX2SP302AW01, SWNBX2SP302NQ22, SWNBX2SP302NW22, SWNLX2SP302AW01, SWNLY2SP302NW22, SWNMN1SP302AW01, SWNMN1SP302NW22, SWNMN1SP302SW01, SWNSX1PP302AW01, SWNSX1SP302AW01, SWNSX1SP302BW01, SWNSX1SP302EW09, SWNSX1SP302NW22, SWNSX1SP302SQ01, SWNSX1SP302SW01, SWNSX1SP302UW01 and TWNBX2SP302NW22
	36990	Drain Hose Elbow	All other models
11	562P3	Siphon Break Kit	Siphon break kit must be installed in drain hose if drain receptacle is lower than cabinet top of washer

# Weldment and Bearing Assembly, Brake and Pulley

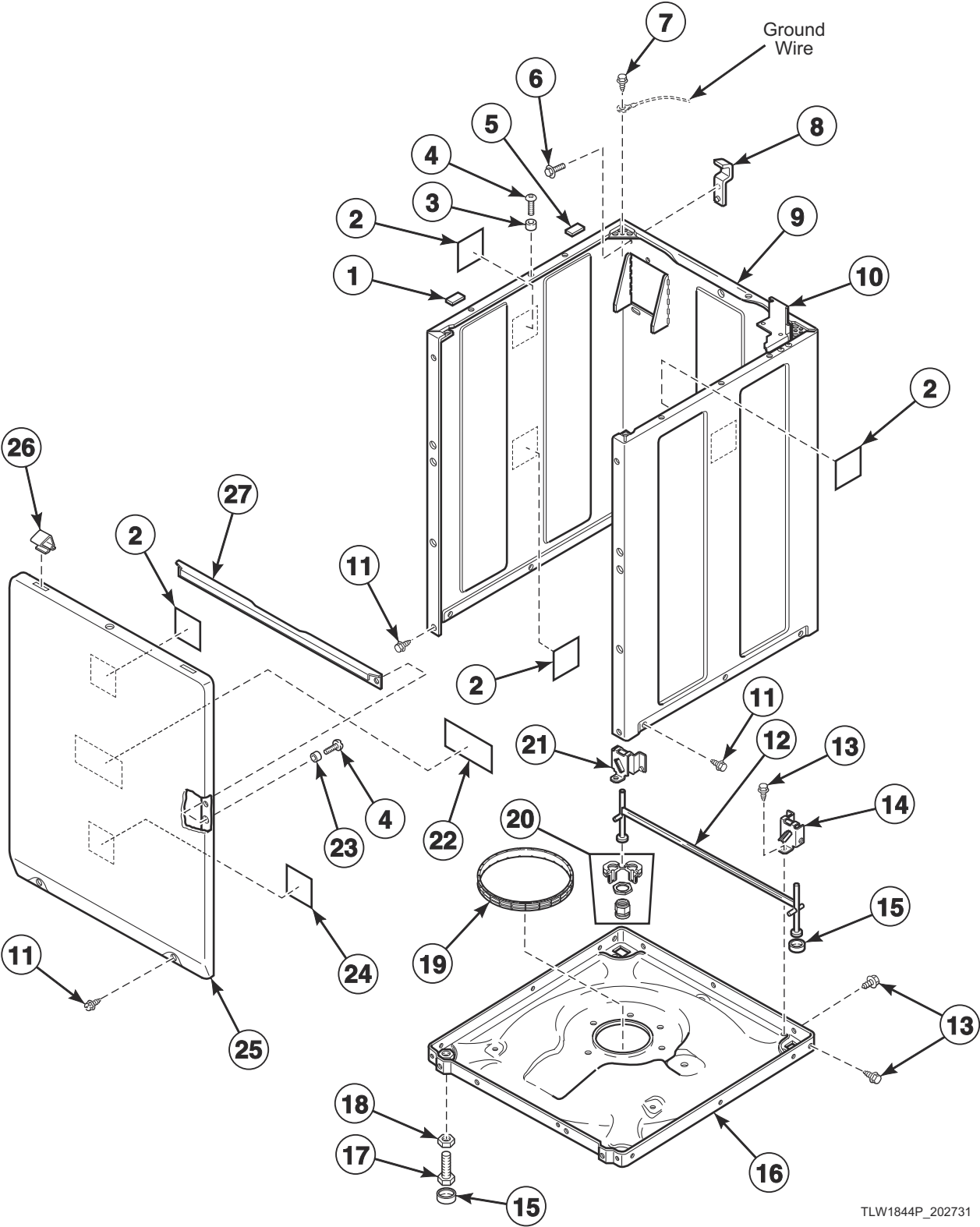


TLW1841P\_202731

## Weldment and Bearing Assembly, Brake and Pulley

REF	PART NO.	DESCRIPTION	COMMENTS
1	39254	Weldment and Bearing Assembly	Models HWNLE2AP112CW01, HWNLE2HP112CW01, HWNLX2HP112CW01, HWNLY2HP112CW01, SWNLC2AP112TW01, SWNLC2AP112TW02, SWNLC2HP112TQ01, SWNLC2HP112TW01, SWNLC2HP112TW02, SWNLX2AP112TW02, SWNLX2HP112TW01, SWNLX2HP112TW02, SWNLX2HP112TW01, SWNLX2HP112TW02, SWNLY2AP112TW01, SWNLY2HP112TW01, SWNLY2AP112TW11 and SWNLY2HP112TW11
	39253	Weldment and Bearing Assembly	All other models
2	205546P	Brake Assembly	
3	735P3	Brake Pad Kit	Includes 3 pads
	204253	Silicone Grease	Apply small amount to each new brake pad
4	39739	Screw	
5	35535	Washer	Thin
6	27015	Washer	Thick
7	35535	Washer	For machines experiencing squeaking during agitation; Through Serial Nos. beginning 1612
	203950	Washer	Starting Serial Nos. beginning 1701
	204253	Silicone Grease	Apply small amount to washer
8	204942	Pulley	Models BWNBX2PP302AW01, BWNMN2PP302AW01, GWNMN1PP302AW01, GWNMN2PP302AW01, GWNMN2PP302NW01, GWNSX1PP302AW01, GWNSX1PP302EW09, GWNSX2PP302AW01, GWNSX2PP302NW01, HWNSX1SP302UW09, NWNBX2SP302NW22, NWNMN2SP302NW22, NWNSX2SP302NW22, PWNBX2PP302AG02, SWNBX2SP302AW01, SWNBX2SP302NQ22, SWNBX2SP302NW22, SWNLX2SP302AW01, SWNLY2SP302NW22, SWNMN1SP302AW01, SWNMN1SP302NW22, SWNMN1SP302SW01, SWNSX1PP302AW01, SWNSX1SP302AW01, SWNSX1SP302BW01, SWNSX1SP302EW09, SWNSX1SP302NW22, SWNSX1SP302SQ01, SWNSX1SP302SW01, SWNSX1SP302UW01 and TWNBX2SP302NW22
	204486	Pulley Kit	All other models
9	26509	Washer	
10	27220	Screw	
11	38008	Helix	
12	28944RP	Lower Bearing	

# Front Panel, Base Assembly and Cabinet Kit



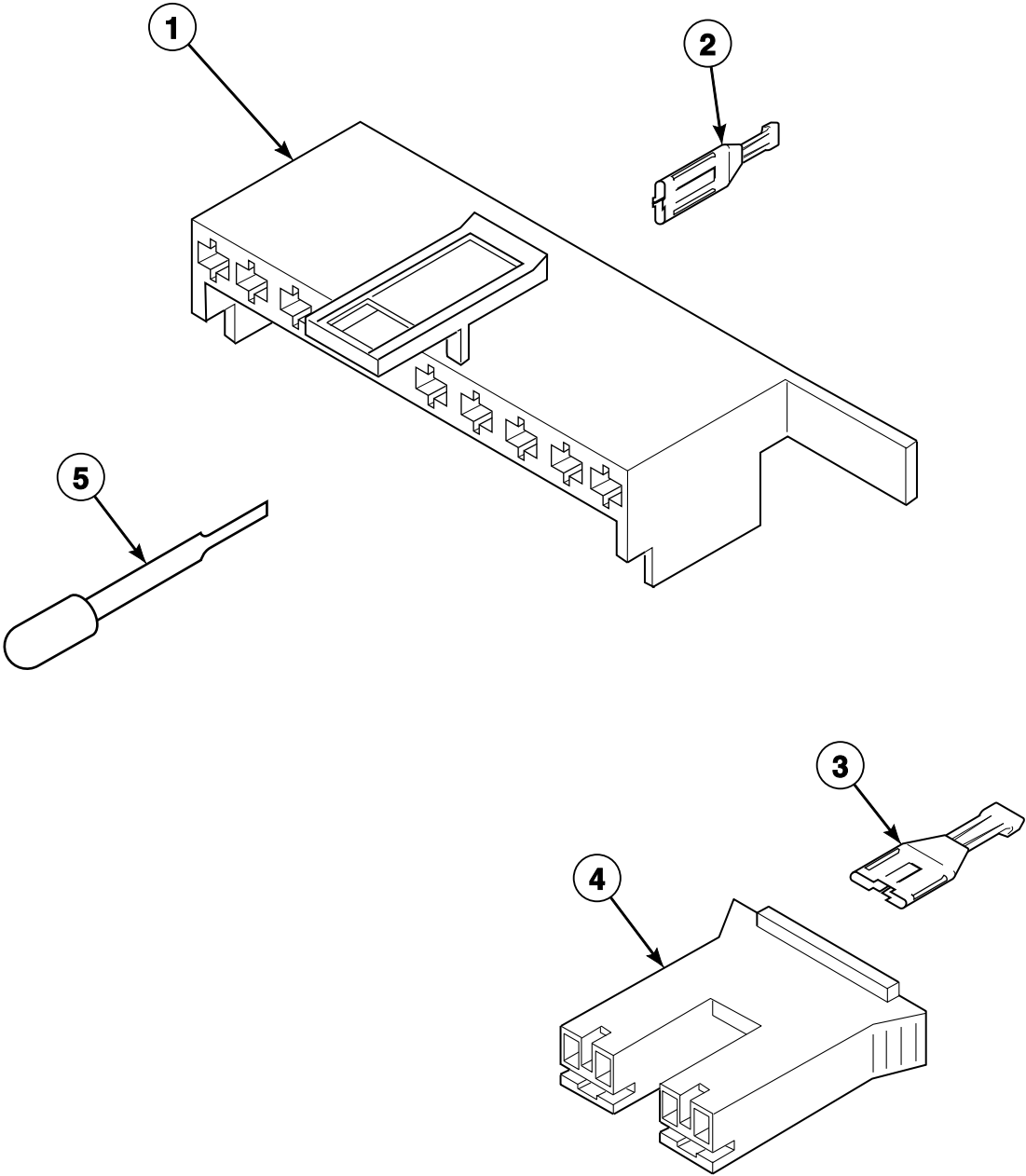
TLW1844P\_202731



## Front Panel, Base Assembly and Cabinet Kit

REF	PART NO.	DESCRIPTION	COMMENTS
	122P4P	Porcelain Touch-Up Paint	White
	370P4P	Porcelain Touch-Up Paint	Bisque
	806436P	Paint	Dark gray
<b>1</b>	56128	Bumper Pad	
<b>2</b>	39480	Foam Pad	
<b>3</b>	56079	Panel Locator	
<b>4</b>	39733	Screw	
<b>5</b>	36226	Bumper Pad	
<b>6</b>	D501524	Screw	
<b>7</b>	52909	Screw	
<b>8</b>	204155	Hold-Down Lug Hinge	
<b>9</b>	38612WP	Service Cabinet Kit	White
	38612QP	Service Cabinet Kit	Bisque
	38612DG	Service Cabinet Kit	Dark gray
<b>10</b>	35915	Meter Case Mounting Bracket Assembly	
<b>11</b>	27196	Screw	Slotted hex head
	431287	Screw	Torx head
<b>12</b>	34443	Leg and Stabilizer Assembly	
<b>13</b>	35148	Screw	
<b>14</b>	36036	Bracket	Right
<b>15</b>	34318	Rubber Foot	
<b>16</b>	39788	Base Assembly	
<b>17</b>	34319	Leveling Leg	
<b>18</b>	21899	Nut	
<b>19</b>	37937	Friction Ring	
<b>20</b>	566P3	Adjustable Leg Extension Kit	Provides adjustment capabilities to rear self-leveling legs
<b>21</b>	36037	Bracket	Left
<b>22</b>	204552	Front Panel Pad	
<b>23</b>	28102	Panel Locator	
<b>24</b>	203484	Foam Pad	
<b>25</b>	204870	Front Panel Kit	White
	205781	Front Panel Kit	Bisque
	205780	Front Panel Kit	Dark gray
<b>26</b>	35865	Hold-Down Clip	
<b>27</b>	35097	Front Panel Brace	

# Mixing Valve and Motor Disconnect Blocks, Terminals and Terminal Extractor Tool

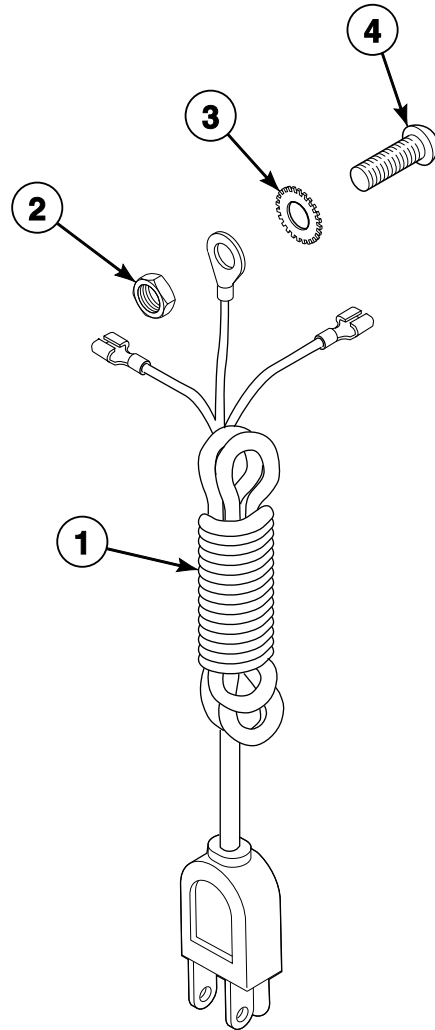


W134PZ3A\_202731

## Mixing Valve and Motor Disconnect Blocks, Terminals and Terminal Extractor Tool

REF	PART NO.	DESCRIPTION	COMMENTS
1	34677	10 Circuit Plug	Motor
2	00188	Female Terminal	For 1 or 2 wire application
3	00121	Female Spade Terminal	1/4 inch
4	34675	Mixing Valve Plug	Natural
	34676	Mixing Valve Plug	Red
5	283P4	Terminal Extractor Tool	

# Lead-In Cord

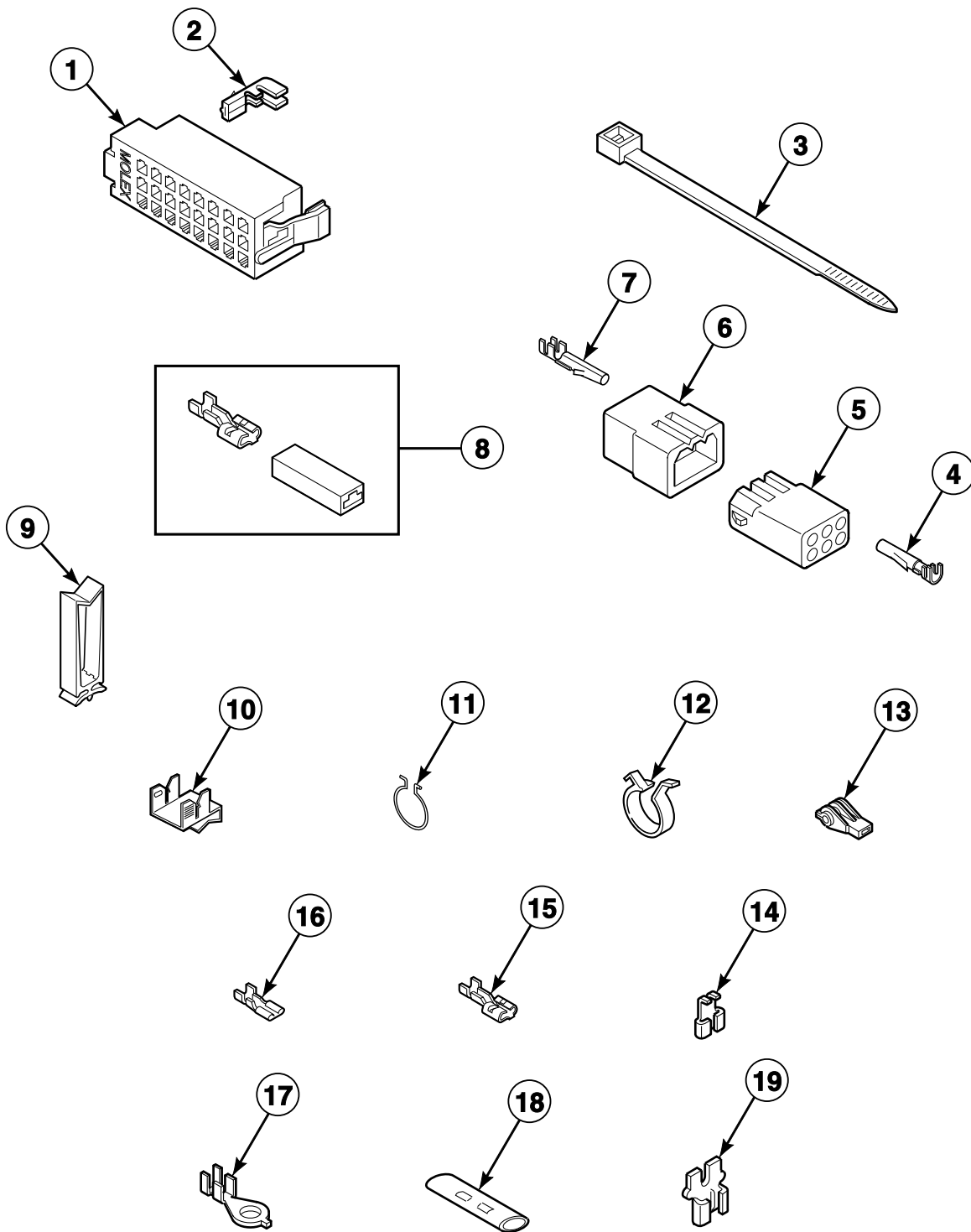


TLW1089P\_202731

# Lead-In Cord

REF	PART NO.	DESCRIPTION	COMMENTS
1	38362P	Lead-In Cord	Models GWNMN2PP302NW01, GWNSX2PP302NW01, NWNBX2SP302NW22, NWNMN1SP542NW22, NWNMN2SP302NW22, NWNMX2SP302NW22, SWNBX2SP302NQ22, SWNBX2SP302NW22, SWNLY2SP302NW22, SWNMN1SP302NW22, SWNMN1SP302SW01, SWNSX1SP302NW22, SWNSX1SP302SQ01, SWNSX1SP302SW01, SWNSX1SP542NW22 and TWNBX2SP302NW22
	38363	Lead-In Cord	Model SWNLX1SP542NW23
	808047	Power Cord Assembly	Models BWNBX2PP302AW01, BWNMN2PP302AW01, GWNMN1PP302AW01, GWNMN2PP302AW01, GWNSX1PP302AW01, GWNSX2PP302AW01, PWNBX2PP302AG02, SWNBX2SP302AW01, SWNLX2SP302AW01, SWNMN1SP302AW01, SWNSX1PP302AW01 and SWNSX1SP302AW01
	808130	Lead-In Cord	Model SWNSX1SP302BW01
	808045	Power Cord Assembly	Models GWNSX1PP302EW09 and SWNSX1SP302EW09
	808131	Lead-In Cord	Models HWNSX1SP302UW09 and SWNSX1SP302UW01
	201439	Lead-In Cord	Model SWNBX2SP112FW27
	204061	Power Cord Assembly	Model SWNBX2SP082JW01
	804556	Lead-In Cord Assembly	Models HWNBX1SP122DW01, HWNBX1SP542DW01, HWNLX1SP122DW01, HWNLX1SP542DW01, SWNBX1SP122DW01, SWNBX1SP542DW01, SWNLX1SP122DW01 and SWNLX1SP542DW01
	34458	Lead-In Cord	All other models
2	03673	Nut	
3	21735	Washer	
4	20267	Screw	

# Terminals

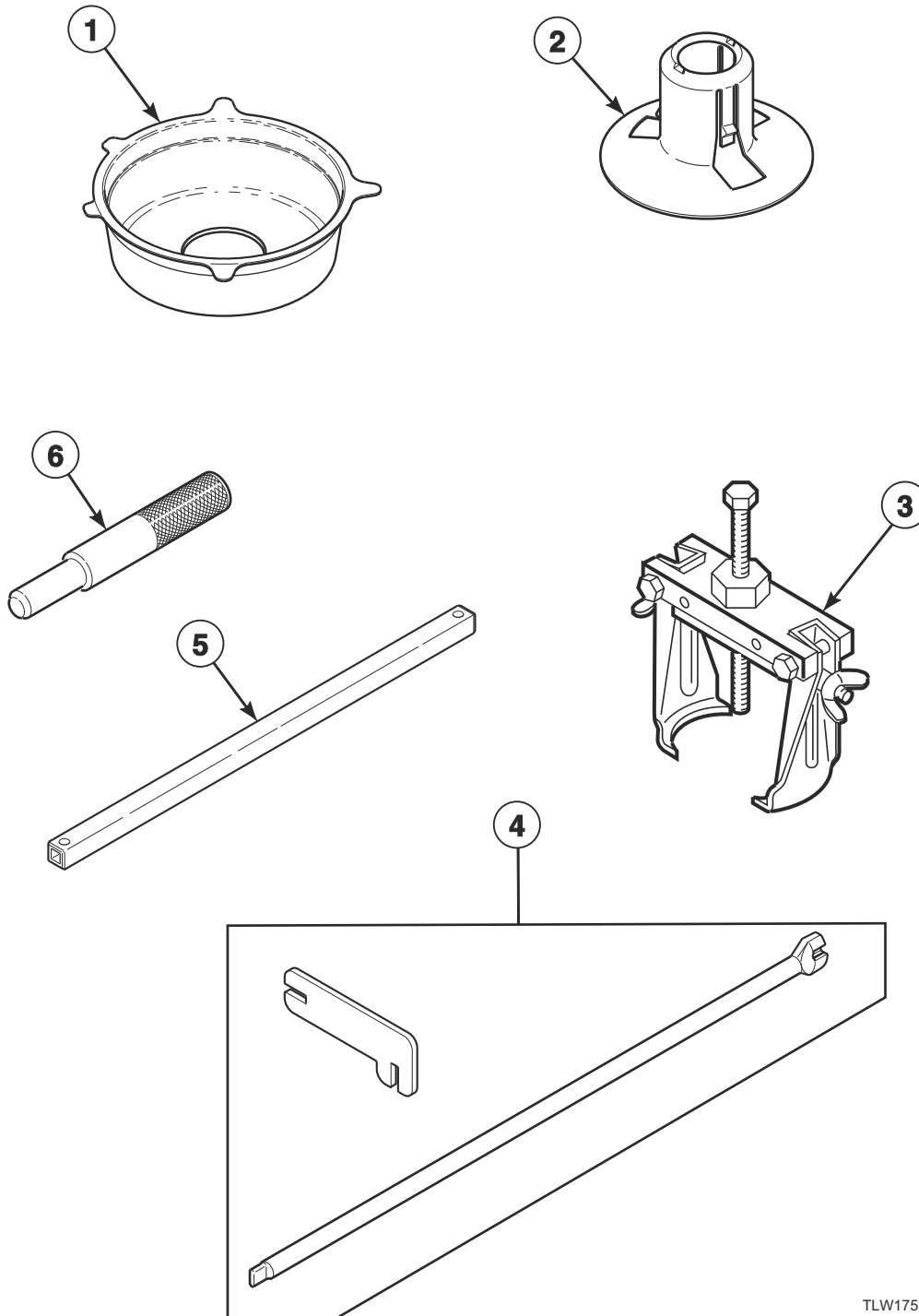


TLW1645P\_202731

# Terminals

REF	PART NO.	DESCRIPTION	COMMENTS
1	32746	24 Position Housing	Right; Black
	34123	24 Position Housing	Left; White
2	00188	Female Terminal	Used for 1 or 2 wire application
3	55881	Harness Strap	4 inches
	M405829	Cable Tie	Push-mount; 6.13 inches
4	00117	Female Pin Terminal	
5	26301	1 Circuit Receptacle	
	26708	6 Circuit Receptacle	
	26163	9 Circuit Receptacle	
6	44370401	1 Circuit Plug Housing	
	23041	6 Circuit Plug	
	23033	9 Circuit Plug	
7	00116	Male Pin Terminal	
8	00359	Insulated Female Spade Terminal	
9	70366201	Wire Clip	
10	00161	Grounding Clip	
11	51291	Wire Clip	
12	D504034	Wire Clip	
13	70210	Insulator	
14	00120	Female Flag Terminal	
15	00223	Female Spade Terminal	Large spade
16	00112	Female Spade Terminal	Small spade
17	00110	Ring Terminal	Small shank
18	21091	Connector	
19	F140562	Connector	

# Shipping Materials and Special Tools



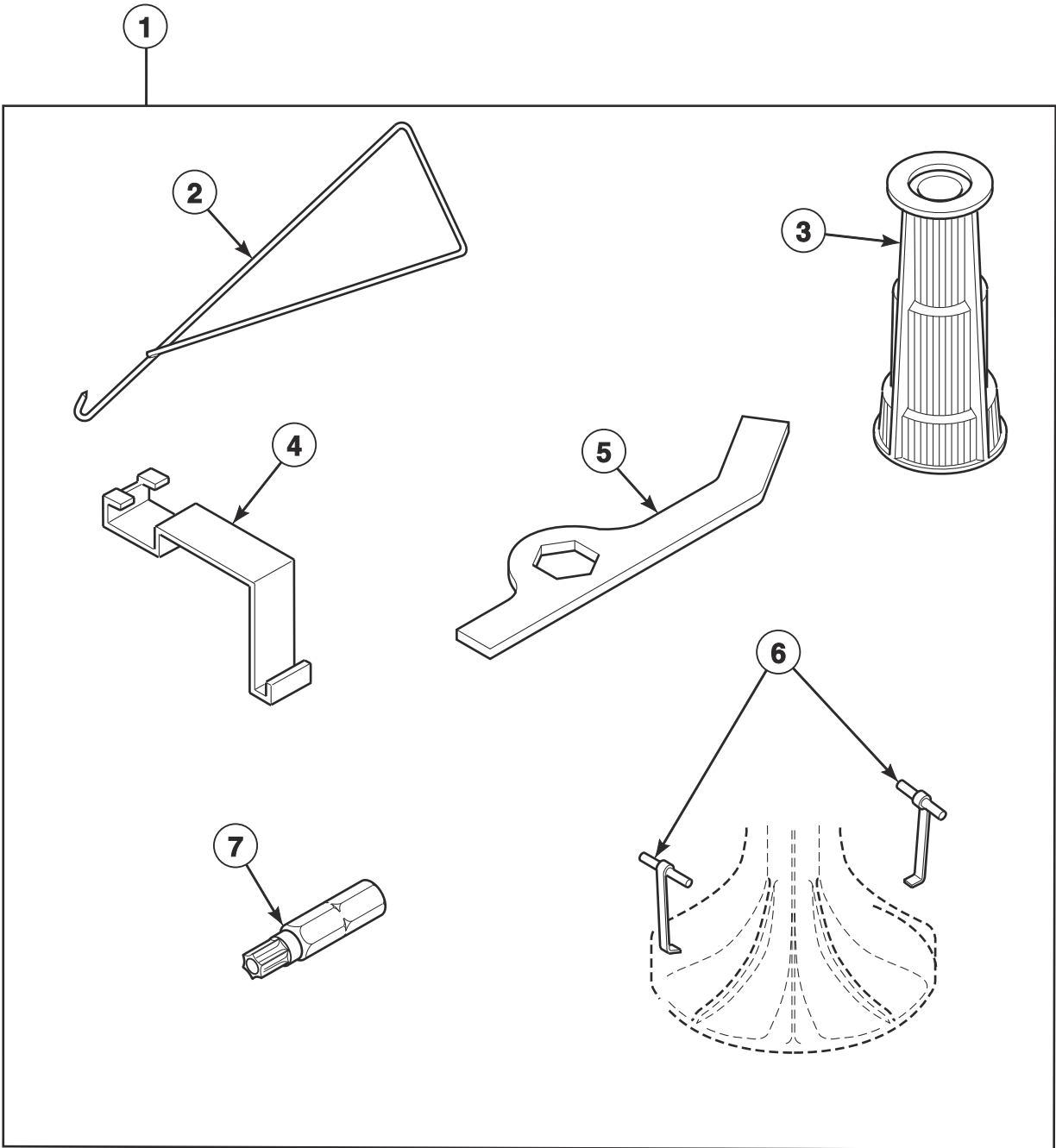
TLW1753P\_202731



## Shipping Materials and Special Tools

REF	PART NO.	DESCRIPTION	COMMENTS
1	200552	Shipping Brace	Install whenever moving washer; Remove before use
2	38149	Shipping Plug	Install whenever moving washer; Remove before use
3	294P4	Agitator Drive Bell Puller	For removal and installation of drive bell to transmission shaft
4	CK096	Mounting Tool Kit	Use to install and remove electronic coin drops
5	310P4	Ratchet Extension Tool	1/4 inch; Use to install and remove non-electronic coin drops
6	305P4	Transmission Pin Tool	Use pin tools in place of dowel pins when reassembling transmission cover and case; 2 required

# Special Tools



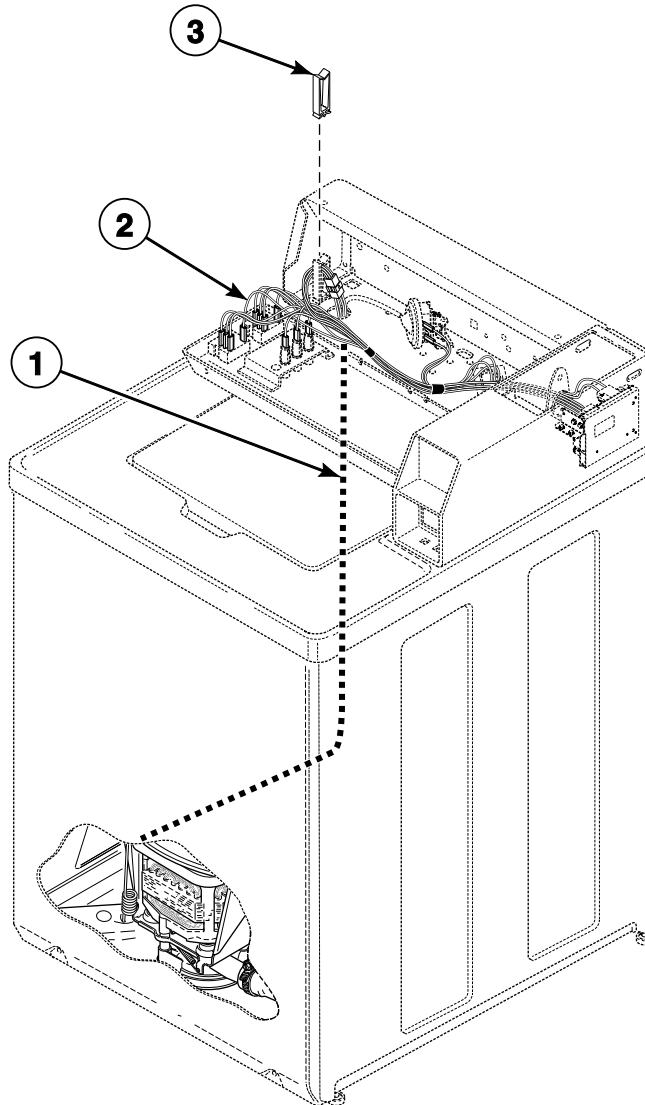
TLW1818P\_202731

## Special Tools

REF	PART NO.	DESCRIPTION	COMMENTS
1	725P3	Tool Kit	Includes items 2-7
2	321P4	Spring Hook Tool	For removal of centering springs from outer tub
3	293P4	Drive Bell Seal Tool	For installation of 36426 Bell and Transmission Tube Seal
4	273P4	Tub Cover Removal Tool	Use to install 38359 Tub Cover Gasket in outer tub cover
5	306P4	Hex Wrench Tool	For removal of locknut from washtub hub
6	254P4P	Agitator Hook	Use to remove agitator from drive bell; Set of 2
7	281P4	Torx Bit	T15; For removal and installation of control hood security screws
	282P4	Torx Bit	T25; For removal and installation of front panel security screws

## Wire Harnesses and Wires (Drawing 1 of 2)

Models BWNMN2PP112CW01, BWNMN2PP302AW01, BWNSX2PP112CW01, GWNMN1PP302AW01, GWNMN2PP302AW01, GWNMN2PP302NW01, GWNMN2PP112TW01, GWNSX1PP302AW01, GWNSX1PP302EW09, GWNSX2PP112TW01, GWNSX2PP302AW01, GWNSX2PP302NW01, HWNMN2PP112TW01, HWNMN2SP112CW01, HWNSX1PP112TQ01, HWNSX1PP112TW01, HWNSX1SP112CW01, HWNSX1SP302UW09, HWNSX2PP112TQ01, HWNSX2PP112TW01, HWNSX2SP112CW01, NWNMN1SP542NW22, NWNMN2SP302NW22, NWNSX2SP302NW22, PWNSX2PP112TG02, SWNMN1SP302AW01, SWNMN1SP302NW22, SWNMN1SP302SW01, SWNMN2PP112TW01, SWNMN2SP112CW01, SWNMN2SP112TW01, SWNMN2SP112TW08, SWNSX1PP112TQ01, SWNSX1PP112TW01, SWNSX1PP302AW01, SWNSX1SP112TQ01, SWNSX1SP112TW01, SWNSX1SP302AW01, SWNSX1SP302BW01, SWNSX1SP302EW09, SWNSX1SP302NW22, SWNSX1SP302SQ01, SWNSX1SP302SW01, SWNSX1SP302UW01, SWNSX1SP542NW22, SWNSX2PP112TQ01, SWNSX2PP112TW01, SWNSX2PP112TW02, SWNSX2SP112CW02, SWNSX2SP112TQ01, SWNSX2SP112TW01, SWNSX2SP112TW02 and UWNMN2SP112CW01



TLW1733P\_202731

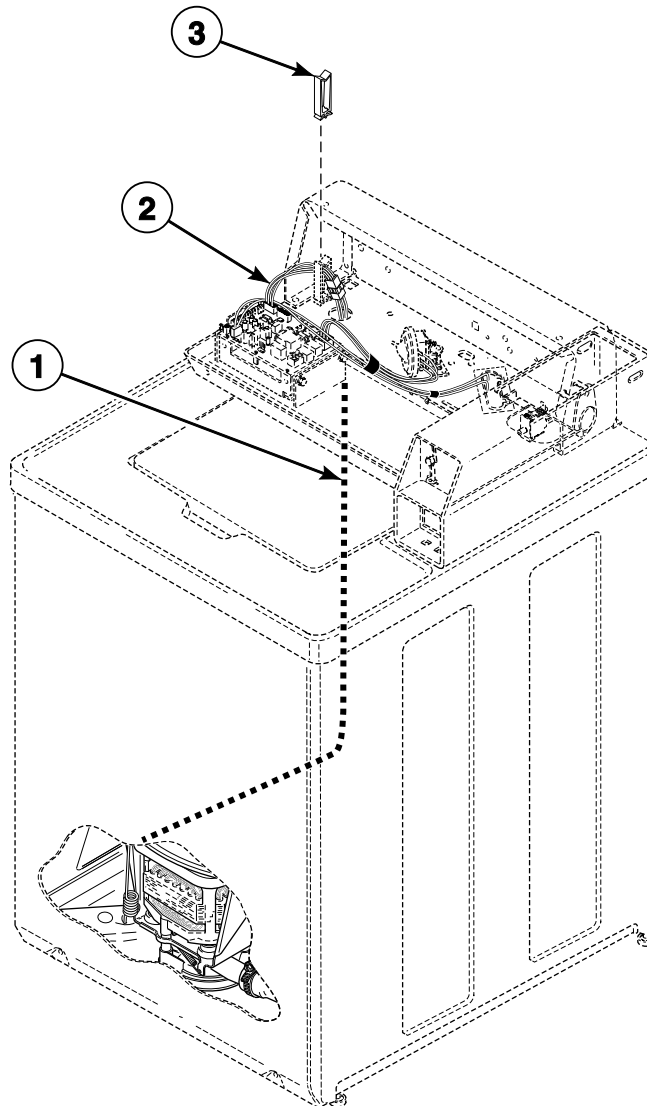
## Wire Harnesses and Wires (Drawing 1 of 2)

REF	PART NO.	DESCRIPTION	COMMENTS
	205550	Laundry IQ Internal Retrofit Kit	Starting Serial No. 1601000001
	45001	18 Gauge Wire	Black; Order wire by foot and terminals as required
	45380	12 Gauge Wire	Orange; Order wire by foot and terminals as required
<b>1</b>	201466	Base Wire Harness Assembly	Models BWNMN2PP302AW01, GWNMN2PP302AW01, GWNMN2PP302NW01, GWNSX2PP302AW01, GWNSX2PP302NW01, NWNMN2SP302NW22 and NWNMX2SP302NW22
	201435	Base Wire Harness Assembly	Models GWNMN1PP302AW01, GWNSX1PP302AW01, GWNSX1PP302EW09, HWNSX1SP302UW09, SWNMN1SP302AW01, SWNMN1SP302SW01, SWNSX1PP302AW01, SWNSX1SP302AW01, SWNSX1SP302BW01, SWNSX1SP302EW09, SWNSX1SP302SQ01, SWNSX1SP302SW01 and SWNSX1SP302UW01
	38772P	Base Wire Harness Assembly	Models NWNMN1SP542NW22 and SWNSX1SP542NW22
	38661P	Wire Harness Assembly	Base; All other models
<b>2</b>	201766	Hood Harness	Models GWNSX1PP302EW09, HWNSX1SP302UW09 and SWNSX1SP302EW09
	201729	Hood Harness	Models BWNMN2PP302AW01, GWNMN1PP302AW01, GWNMN2PP302AW01, GWNMN2PP302NW01, GWNSX1PP302AW01, GWNSX2PP302AW01, GWNSX2PP302NW01, NWNMN1SP542NW22, NWNMN2SP302NW22, NWNMX2SP302NW22, SWNMN1SP302AW01, SWNMN1SP302NW22, SWNMN1SP302SW01, SWNSX1PP302AW01, SWNSX1SP302AW01, SWNSX1SP302BW01, SWNSX1SP302NW22, SWNSX1SP302SQ01, SWNSX1SP302SW01, SWNSX1SP302UW01 and SWNSX1SP542NW22
	201688	Hood Harness	All other models
<b>3</b>	70366201	Wire Clip	

**NOTE: Individual wires are not available separately. Order complete harness, or order wire by the foot. When applying terminals to wires, it is recommended that the terminals be soldered to the wires.**

## Wire Harnesses and Wires (Drawing 2 of 2)

Models BWNBC2PP112TW01, BWNBX2PP112TW01, BWNBX2PP302AW01, BWNBY2PP112TW01, HWNBC2PP112TQ01, HWNBC2PP112TW01, HWNBD2SP112CQ01, HWNBD2SP112CW01, HWNBE2SP112CW01, HWNBX1SP122DW01, HWNBX1SP542DW01, HWNBX2SP112CW01, HWNBX2SP112FW28, HWNBY2PP112TW01, HWNBY2SP112CW01, HWNLE2AP112CW01, HWNLE2HP112CW01, HWNLE2SP112CW01, HWNLX1SP122DW01, HWNLX1SP542DW01, HWNLX2HP112CW01, HWNLX2SP112CW01, HWNLY2HP112CW01, HWNLY2SP112CW01, NWNBX2SP302NW22, PWNBC2PP112TG02, PWNBX2PP112TG02, PWNBX2PP302AG02, SWNBC2PP112TQ01, SWNBC2PP112TW01, SWNBC2PP112TW02, SWNBC2SP112TQ01, SWNBC2SP112TW01, SWNBX1SP122DW01, SWNBX1SP542DW01, SWNBX2PP112TW02, SWNBX2SP082JW01, SWNBX2SP112FW27, SWNBX2SP112TQ01, SWNBX2SP112TW01, SWNBX2SP302AW01, SWNBX2SP302NQ22, SWNBX2SP302NW22, SWNBY2PP112TW01, SWNBY2SP112TW01, SWNLC2AP112TW01, SWNLC2AP112TW02, SWNLC2HP112TQ01, SWNLC2HP112TW01, SWNLC2HP112TW02, SWNLC2PP112TW01, SWNLC2PP112TW02, SWNLC2SP112TQ01, SWNLC2SP112TW01, SWNLC2SP112TW02, SWNLX1SP122DW01, SWNLX1SP542DW01, SWNLX1SP542NW23, SWNLX2AP112TW02, SWNLX2HP112TW01, SWNLX2HP112TW02, SWNLX2PP112TW02, SWNLX2SP112TW01, SWNLX2SP112TW02, SWNLX2SP302AW01, SWNLY2AP112TW01, SWNLY2HP112TW01, SWNLY2PP112TW01, SWNLY2SP112TW01, SWNLY2SP302NW22, SWNXY2AP112TW11, SWNXY2HP112TW11 and TWNBX2SP302NW22



TLW1734P\_202731

## Wire Harnesses and Wires (Drawing 2 of 2)

REF	PART NO.	DESCRIPTION	COMMENTS
	205550	Laundry IQ Internal Retrofit Kit	Starting Serial No. 1601000001
	45001	18 Gauge Wire	Black; Order wire by foot and terminals as required
	45380	12 Gauge Wire	Orange; Order wire by foot and terminals as required
<b>1</b>	201466	Base Wire Harness Assembly	Models BWNBX2PP302AW01, NWNBX2SP302NW22, PWNBX2PP302AG02, SWNBX2SP302AW01, SWNBX2SP302NQ22, SWNBX2SP302NW22, SWNLX2SP302AW01, SWNLY2SP302NW22 and TWNBX2SP302NW22
	202721	Wire Harness Assembly	Base; Models HWNBX1SP542DW01, HWNLX1SP542DW01, SWNBX1SP542DW01, SWNLX1SP542DW01 and SWNLX1SP542NW23
	202838	Wire Harness Assembly	Base; Models HWNBX1SP122DW01, HWNLX1SP122DW01, SWNBX1SP122DW01 and SWNLX1SP122DW01
	38661P	Wire Harness Assembly	Base; All other models
<b>2</b>	210178P	Harness Assembly	Hood; Models BWNBX2PP302AW01, HWNBX1SP542DW01, HWNLX1SP542DW01, NWNBX2SP302NW22, PWNBX2PP302AG02, SWNBX1SP542DW01, SWNBX2SP302AW01, SWNBX2SP302NQ22, SWNBX2SP302NW22, SWNLX1SP542DW01 and TWNBX2SP302NW22
	202671	Wire Harness Assembly	Hood; Models HWNLX1SP542DW01, SWNLX1SP542DW01, SWNLX1SP542NW23, SWNLX2SP302AW01 and SWNLY2SP302NW22
	202667	Wire Harness Assembly	Hood; Models HWNLE2SP112CW01, HWNLX1SP122DW01, HWNLX2SP112CW01, HWNLY2SP112CW01, SWNLC2PP112TW01, SWNLC2PP112TW02, SWNLC2SP112TQ01, SWNLC2SP112TW01, SWNLC2SP112TW02, SWNLX1SP122DW01, SWNLX2PP112TW02, SWNLX2SP112TW01, SWNLX2SP112TW02, SWNLY2PP112TW01 and SWNLY2SP112TW01
	202375	Wire Harness Assembly	Hood; Models HWNLE2AP112CW01, HWNLE2HP112CW01, HWNLX2HP112CW01, HWNLY2HP112CW01, SWNLC2AP112TW01, SWNLC2AP112TW02, SWNLC2HP112TQ01, SWNLC2HP112TW01, SWNLC2HP112TW02, SWNLX2AP112TW02, SWNLX2HP112TW01, SWNLX2HP112TW02, SWNLY2AP112TW01, SWNLY2HP112TW01, SWNWY2AP112TW11 and SWNWY2HP112TW11
	202229P	Wire Harness Assembly	Hood; All other models
<b>3</b>	70366201	Wire Clip	

**NOTE: Individual wires are not available separately. Order complete harness, or order wire by the foot. When applying terminals to wires, it is recommended that the terminals be soldered to the wires.**





# Parts Index

## A

Adjustable Leg Extension Kit 566P3 .....	71
Agitate and Spin Belt 200923 .....	51, 53, 55, 57
38174 .....	55, 57
Agitator 33174 .....	59
Agitator Cap 36515 .....	59
Agitator Drive Bell Puller 294P4 .....	79
Agitator Hook 254P4P .....	81
Agitator Pinion 27003 .....	65
Anti-Seize Compound 27604P .....	65

## B

Balance Ring Assembly 39837 .....	59
Base Assembly 39788 .....	71
Base Wire Harness Assembly 201435 .....	83
201466 .....	83, 85
38772P .....	83
Bell and Transmission Tube Seal 36425 .....	59
Bell Plug 36511 .....	59
Belt and Pump Kit RB150003 .....	55
Bolt 203798 .....	7, 9
29651 .....	7
32184 .....	43
Bracket 202083 .....	41
36036 .....	71
36037 .....	71
803662 .....	7
Brake Assembly 205546P .....	69
Brake Pad Kit 735P3 .....	69
Bumper M400795 .....	15, 17, 19, 21, 23, 25, 27, 29, 31, 33, 35, 37
21685 .....	39, 43
Bumper Pad 36226 .....	71
56128 .....	71
Bushing 33446 .....	39, 43

## C

Cable Connection Box 39922 .....	17, 21, 23, 27, 31
Cable Tie M405829 .....	77
Capacitor 203140 .....	53
37377 .....	55
Capacitor and Clamp Kit 39259P .....	51, 53, 55
Capacitor Clamp 37535 .....	51, 53, 55
Central Pay Harness D511478 .....	25, 27, 29, 31, 33, 35, 37
Chassis Mounting Bracket 201581 .....	7
Circuit Board Support D501523 .....	23
Clip 201572 .....	13
Coin Box Extension Kit 803578P .....	7, 9
Coin Drop 200731 .....	11
38963P .....	11
70441601P .....	11
70441603 .....	11
Coin Drop Assembly CK114 .....	11
201141 .....	11
210195 .....	11
210196 .....	11
38462P .....	11
38463 .....	11
38464P .....	11
38467 .....	11
38472 .....	11
38475 .....	11
38519 .....	11
38521 .....	11
39157 .....	11
70281102 .....	11
70441602 .....	11
70447301 .....	11
70482401 .....	11
70506901 .....	11
Coin Drop Kit CK055 .....	11
CK056 .....	11
CK057 .....	11
CK058 .....	11
CK060 .....	11
CK071 .....	11
CK077 .....	11
CK078 .....	11
CK085 .....	11
CK086 .....	11
CK089 .....	11
CK090 .....	11
CK091 .....	11
CK097 .....	11

N/A items do not appear in index.

CK098 .....	11
CK107 .....	11
CK111 .....	11
CK122 .....	11
CK123 .....	11
Coin Drop Wire Harness	
201104 .....	13
Coin Funnel Kit	
523P3 .....	7
Coin Identification Paper	
38725 .....	9, 13
Coin Meter	
553192 .....	11
Coin Slide Extension Kit	
200913 .....	7
Coin Slide Kit	
CK001 .....	7
CK009 .....	7
CK010P .....	7
CK011 .....	7
CK014 .....	7
CK017 .....	7
Connector	
F140562 .....	77
21091 .....	77
Control Assembly	
202391P .....	29, 31, 35
202392P .....	25, 27, 33
202393P .....	7, 15, 17
202820P .....	29, 35, 37
202831P .....	25, 27, 33
Control Hood	
210142W .....	15, 17, 33, 35, 37
37075DG .....	19
37075Q .....	19, 21, 25, 29
37075W .....	19, 21, 23, 25, 27, 29, 31
Control Lid Lock Assembly	
37225P .....	23
Control Overlay	
201667 .....	19, 21
201668 .....	19
201673 .....	23
201674 .....	19
201675 .....	19
201718 .....	15
201744 .....	15, 17
201762 .....	15
201935 .....	19, 21
201936 .....	15, 17
201937 .....	21
201938 .....	17
202012 .....	15, 17
202022 .....	23
202129 .....	15
202130 .....	21
202134 .....	15
202362 .....	15
202408 .....	23
202415 .....	35, 37
202417 .....	29, 31
202418 .....	35
204005 .....	19
Control Panel and Bracket Assembly	
36520DG .....	19
36521QP .....	19, 21
36521WP .....	19, 21, 23

Control Panel Assembly	
201742W .....	15, 17
210042DG .....	25
210042Q .....	25, 29
210042W .....	25, 27, 29, 31
210137W .....	33, 35, 37
Control Panel Bumper	
202469 .....	15, 17, 19, 21, 23, 25, 27, 29, 31, 33, 35, 37
Control Panel Overlay	
201003 .....	33
201007 .....	33
202416 .....	29, 31
Control Shield	
D512304 .....	7
210053 .....	25, 27, 29, 31, 33, 35, 37
Control Sticker Overlay	
202309 .....	29, 35
Counterweight Assembly	
205612 .....	61
Cover Plate	
37828P .....	43
Cycle Selector Switch	
201686 .....	15, 17, 19, 21, 23

---

## D

Disconnect Power Warning Label	
D505281 .....	15, 17, 33, 35, 37, 39
Door Lock Spacer	
201414 .....	43
Drain Extension Kit	
451P3 .....	67
Drain Hose	
28293 .....	67
Drain Hose Elbow	
35766 .....	67
36990 .....	67
Drive Bell and Seal Kit	
39508P .....	59
Drive Bell Seal Tool	
293P4 .....	81
Drive Pinion	
37405 .....	65
Dual Filter Mixing Valve Kit	
205765 .....	47
Dual Overlay	
39073 .....	9

---

## E

Electrical Shock Label	
F8211201 .....	23, 39
Electronic Coin Drop Assembly	
70294103P .....	13
70294104 .....	13
70294107 .....	13
70294110 .....	13
70294111 .....	13
70294117 .....	13
70294119 .....	13
70294120 .....	13
70294121 .....	13

N/A items do not appear in index.

70294122 .....	13
70513302 .....	13
70513306 .....	13
70513311 .....	13
Electronic Coin Drop Kit	
CK099 .....	13
CK100 .....	13
CK101 .....	13
CK103 .....	13
CK109 .....	13
CK110 .....	13
CK113 .....	13
CK115 .....	13
CK116 .....	13
CK117 .....	13
CK118 .....	13
CK119 .....	13
CK120 .....	13
CK121 .....	13
CK125 .....	13
Electronic Control Shield	
D501441 .....	37
End Cap	
210108W .....	15, 17, 33, 35, 37
210109W .....	15, 17, 33, 35, 37
Ethernet Gateway Kit	
NK320 .....	29, 31, 35, 37

## F

Female Flag Terminal	
00120 .....	77
Female Pin Terminal	
00117 .....	77
Female Spade Terminal	
00112 .....	77
00121 .....	73
00223 .....	77
Female Terminal	
00188 .....	73, 77
Fill Hose	
F200116 .....	49
202799 .....	49
202800 .....	49
202931 .....	49
20617 .....	49
20618 .....	49
37380 .....	49
Fill Hose Kit	
38349P .....	49
Flex Vane Agitator	
36507 .....	59
Foam Pad	
203484 .....	71
39480 .....	71
Friction Ring	
37937 .....	71
Front Panel Brace	
35097 .....	71
Front Panel Kit	
204870 .....	71
205780 .....	71
205781 .....	71

Front Panel Pad	
204552 .....	71

## G

Gasket	
70392701P .....	17
Gear and Stud Assembly	
26577 .....	65
Gear Sleeve	
38864 .....	65
Graphic Overlay	
201999 .....	19
Grease	
36765P .....	59
Grommet	
29175 .....	63
80262 .....	41, 43
Grounding Clip	
00161 .....	77

## H

Harness Assembly	
210178P .....	85
802904P .....	9
802905 .....	9, 13
Harness Strap	
55881 .....	77
Helix	
38008 .....	69
Hex Wrench Tool	
306P4 .....	81
Hinge Gasket	
34338 .....	39, 43
Hold-Down Clip	
35865 .....	71
Hold-Down Lug Hinge	
204155 .....	71
Hood Back Panel	
38267 .....	19, 21, 25, 29
39920 .....	21, 23, 27, 31
Hood Harness	
201688 .....	83
201729 .....	83
201766 .....	83
Hose and Washers Kit	
203675 .....	49
203676 .....	49
Hose Clamp	
F200204 .....	67
20211 .....	67
20391 .....	67
36801 .....	47
39282 .....	63
Hose Clip	
36985 .....	63
Hose Coupler	
25863 .....	67
Housing, 24 Position	
32746 .....	77
34123 .....	77

N/A items do not appear in index.

Hub and Lip Seal Kit 766P3A .....	59, 61
Hub Spacer 201212 .....	65

## I

Idler Lever 38011 .....	51, 53, 55, 57
Idler Lever and Belt Kit 202972 .....	51, 53, 57
Idler Lever Kit 959P3 .....	57
Idler Lever Spring 201189 .....	51, 53, 55
202032 .....	51, 53, 55, 57
Idler Pulley 38225P .....	51, 53, 55, 57
Idler Shaft 210186 .....	51, 53, 55, 57
Input Shaft 38268P .....	65
Insulated Female Spade Terminal 00359 .....	77
Insulator 70210 .....	77

## J

Jumper Configuration Assembly M413507 .....	25, 27, 29, 31, 35, 37
--	------------------------

## K

Kit, Laundry IQ Internal Retrofit 205550 .....	83, 85
---	--------

## L

Label 805914 .....	25
Lead-In Cord 201439 .....	75
34458 .....	75
38362P .....	75
38363 .....	75
808130 .....	21, 75
808131 .....	21, 23, 75
Lead-In Cord Assembly 804556 .....	27, 31, 75
Lead-In Wire Harness Assembly 201405P .....	23, 27, 31
39923 .....	17, 21, 27
Leg and Stabilizer Assembly 34443 .....	71
Leg Plate 27926 .....	61
Leg Spring 201521 .....	61
37575 .....	61

N/A items do not appear in index.

37576 .....	61
Leveling Leg 34319 .....	71
Lid 200892WP .....	43
201760QP .....	39
201761WP .....	39
204615Q .....	39
204615W .....	39
33450DG .....	39
Lid and Carton Assembly 201460QP .....	39
Lid Hinge 36437 .....	39, 43
36438 .....	39, 43
Lid Lock 202434 .....	43
Lid Lock Catch Assembly 201307P .....	43
Lid Lock Gasket 30378 .....	43
Lid Lock Kit 837P3 .....	43
Lid Lock Wire Harness Assembly 31973 .....	43
Lid Plug 34153 .....	39
Lid Switch Indicator Light 39536 .....	23
Lid Switch Kit 204696 .....	45
Lid Switch Shield 202697 .....	45
Light 801431 .....	15, 17, 19, 21, 23
Lower Bearing 28944RP .....	69

## M

Male Pin Terminal 00116 .....	77
Male Tab Terminal 00177 .....	15, 17, 53
Mechanical Counter Kit Assembly 201280P .....	7
Meter Case Assembly 202877Q .....	9
202877W .....	9
807401DG .....	9
807406W .....	9
Meter Case Assembly Kit 803575DG .....	7
803575WP .....	7
807401W .....	9
Meter Case Bracket Gasket 35526 .....	7, 9
Meter Case Gasket 26354 .....	7, 9
Meter Case Kit 201010QP .....	7
807398W .....	7

Meter Case Lockdown Bracket 35525 .....	7, 9
Meter Case Locking Bracket Kit 204616 .....	7, 9
Meter Case Mounting Bracket Assembly 35915 .....	71
Mixing Valve 202396P .....	47
203145P .....	47
205547P .....	47
Mixing Valve Mounting Bracket 39407 .....	47
Mixing Valve Plug 34675 .....	73
34676 .....	73
Mixing Valve Screen F8161201 .....	47
24122 .....	47
Mixing Valve Shield 202899 .....	47
Mixing Valve-to-Tub Cover Hose 202472 .....	47
Motor Assembly 202457 .....	55
35030P .....	55
Motor Kit 201433P .....	53, 55
38034P .....	55
38035P .....	55
835P3 .....	51, 53, 55
Motor Mount and Isolator Assembly 204062 .....	51, 53, 55
204063 .....	51, 53
Motor Mount Bracket 200941 .....	51, 53, 55
Motor Shield 34754 .....	51, 53, 55
35886 .....	53
Motor Side Shield 36965 .....	51
Mounting Tool Kit CK096 .....	79

## N

Network Controller Kit NK220 .....	29, 31, 35
Network Retrofit Kit NK201 .....	29, 31, 35
Network Wire Harness Assembly 44088501P .....	37
Nut M400981 .....	45
03673 .....	75
201216 .....	13
21899 .....	71
22001 .....	43
24205 .....	15, 17, 19, 21, 23
27222 .....	41, 43
28803 .....	51, 53, 55, 57
29220 .....	59
29786 .....	7, 9
29796 .....	7
35423 .....	55

36020 .....	41, 43
44087101 .....	19, 21, 23, 25, 27, 29, 31
52566 .....	51, 53, 55
52947 .....	23
685846 .....	51, 53
802337 .....	7, 9
802343 .....	17

## O

Operation Instruction Label 203152 .....	7, 9
Options Label 202828 .....	29
202829 .....	29, 31, 35
Opto Coupler 200674P .....	9
Outer Tub Assembly 203603P .....	61
203604P .....	61
Output Shaft 36570P .....	65
Overlay 200918 .....	25, 27
200919 .....	25, 27
201091 .....	13
202098 .....	25, 27
202174 .....	25
202310 .....	25, 33
202832 .....	33
203526 .....	25, 27
Overlay Kit 38676 .....	9

## P

Paint 806436P .....	71
Panel Clip M406494 .....	15, 17
Panel Locator 28102 .....	71
56079 .....	71
Pinch Warning Label F8615701 .....	61
Plug Housing, 1 Circuit 44370401 .....	77
Plug, 10 Circuit 34677 .....	73
Plug, 6 Circuit 23041 .....	77
Plug, 9 Circuit 23033 .....	77
Porcelain Touch-Up Paint 122P4P .....	71
370P4P .....	71
Power Cord Assembly 204061 .....	75
808045 .....	23, 75
808047 .....	17, 21, 27, 31, 75
Pressure Bulb Assembly 205241 .....	63

N/A items do not appear in index.

Pressure Switch	
202655 .....	15, 17, 19, 21, 23, 25, 27, 33
803637 .....	29, 31, 35
803638P .....	29, 31, 35, 37
Pressure Switch Bracket	
201789 .....	29, 31, 35, 37
Pulley	
204942 .....	69
Pulley Kit	
204486 .....	69
Pump Assembly Kit	
205217P .....	51, 53, 55
205218P .....	51, 53, 55
Pump-to-Drain Elbow Hose	
38273 .....	67
Push-On Clip	
34762 .....	23

## R

Rack	
201664 .....	65
Ratchet Extension Tool	
310P4 .....	79
Rear Panel	
201732 .....	15
203072 .....	17
203074 .....	21, 27, 31
210143 .....	33, 35, 37
Receptacle, 1 Circuit	
26301 .....	77
Receptacle, 6 Circuit	
26708 .....	77
Receptacle, 9 Circuit	
26163 .....	77
Reduction Gear	
37404P .....	65
Resistor	
210100 .....	15, 17, 21, 23, 25, 27, 29, 31, 35
Retainer Clip	
36014 .....	67
Retaining Ring	
23748 .....	51, 53, 55, 57
27197 .....	65
Ring Terminal	
00110 .....	77
Rocker Switch	
70455101 .....	15, 17
Rubber Foot	
34318 .....	71

## S

Screw	
D500226 .....	19, 21, 23
D501086 .....	15, 17, 19, 21, 25, 27, 29, 31, 33, 35, 37
D501524 .....	7, 15, 17, 25, 27, 29, 31, 33, 35, 37, 71
D503661 .....	15, 17, 19, 21, 23, 25, 27, 29, 31, 33, 35, 37
D503673 .....	7, 9, 39, 43
D503688 .....	7
M402574 .....	45

02916 .....	19, 21, 23, 25, 27, 29, 31
201415 .....	43
201773 .....	65
202623 .....	43
20267 .....	75
20530 .....	53
23008 .....	41, 43
23222 .....	19, 21, 23, 25, 27, 29, 31
23962 .....	15, 17, 19, 21, 23, 25, 27, 29, 31, 33, 35, 37, 41, 45
27196 .....	71
27202 .....	59
27220 .....	69
27229 .....	51, 53, 55, 57
29273 .....	65
31645 .....	51, 53, 55
32814 .....	65
33562 .....	47
34337 .....	39, 43
35148 .....	71
35369 .....	51, 53, 55, 61
35528 .....	19, 21, 23, 25, 29, 31
36048 .....	7, 9
39397 .....	47
39432 .....	59
39566 .....	61
39733 .....	71
39739 .....	69
431287 .....	41, 43, 71
52864 .....	15, 17, 25, 27, 29, 31, 33, 35, 37
52909 .....	39, 43, 51, 53, 55, 67, 71
685837 .....	17
Sealant	
200996P .....	59, 61
Service Cabinet Kit	
38612DG .....	71
38612QP .....	71
38612WP .....	71
Service Door Assembly	
39874DGP .....	7, 9
39874QP .....	7, 9
39874WP .....	7, 9
Shipping Brace	
200552 .....	79
Shipping Plug	
38149 .....	79
Shock Warning Label	
D511021 .....	17, 21, 31
Silicone Grease	
204253 .....	69
Single Overlay	
38717 .....	9
Siphon Break Kit	
562P3 .....	67
Slide	
CK027 .....	7
26493 .....	65
Splash Shield	
202695P .....	61
Spline Insert	
29728 .....	59
Spring	
804794 .....	7
Spring Clip	
210202 .....	51, 53, 55

N/A items do not appear in index.

Spring Hook Tool 321P4 .....	81
Strain Relief 38384 .....	41
Support Barrel 56534 .....	41, 43
Switch D512973 .....	9
27761 .....	15, 17, 19, 21
33445 .....	45
37830 .....	45
431159 .....	7
70529301 .....	9
Switch Assembly 204980 .....	45
55882 .....	23
Switch Knob 39897 .....	15, 17, 19, 21, 23
Switch Mounting Plate 29676 .....	43

## T

Terminal Extractor Tool 283P4 .....	73
Tool Kit 725P3 .....	81
Top 203579DG .....	41
39167QP .....	41
39167WP .....	41
Top Assembly 210173WP .....	41
39184WP .....	43
39339W .....	41
Top Shield 202932 .....	41
202977 .....	41
39744 .....	41, 43
Torx Bit 281P4 .....	81
282P4 .....	81
Transformer 201375P .....	13, 25, 27, 29, 31, 33, 35, 37
201587P .....	15, 19
201616P .....	15, 17, 21, 23
210018P .....	25, 29
803527P .....	25, 27, 29, 31, 35
Transmission Assembly 38165P .....	65
Transmission Case Assembly 33223P .....	65
Transmission Cover Assembly 37471 .....	65
Transmission Oil 27243P .....	65
Transmission Pin Tool 305P4 .....	79
Transmission Rebuild Kit RB150004 .....	65
Transmission Sealant 37577P .....	65
Tub Assembly 204429P .....	59

Tub Cover Assembly 202461 .....	61
203154 .....	61
Tub Cover Gasket 38359 .....	61
Tub Cover Removal Tool 273P4 .....	81
Tube 202333 .....	53
Tubing 202699 .....	63
202700 .....	63
203296 .....	63
Tub-to-Pump Hose 38351 .....	67

## U

USB Gateway Kit NK330 .....	29, 31, 35, 37
--------------------------------	----------------

## W

Warning Label D500049 .....	61
D500314 .....	61
D500316 .....	33, 35, 39
Washer D504082 .....	51, 53, 55, 57
F430339 .....	23
M400017 .....	19, 21, 23, 25, 27, 29, 31
02431 .....	19, 21, 23, 25, 27, 29, 31
200608 .....	25, 27, 29, 31, 33, 35, 37
20290 .....	49
203950 .....	69
21735 .....	75
26509 .....	65, 69
27015 .....	69
28094 .....	59
29260 .....	65
35092 .....	65
35535 .....	69
37772 .....	51, 53, 55
39249 .....	41, 43, 61
52549 .....	51, 53, 55, 57
802254 .....	49
803615 .....	49
81392 .....	51, 53, 55, 57
91029 .....	15, 17, 19, 21, 23
Washtub Gasket 39122 .....	59
Washtub Kit 719P3 .....	59
Weldment and Bearing Assembly 39253 .....	69
39254 .....	69
Wire Clip D504034 .....	77
51291 .....	77
70366201 .....	77, 83, 85
Wire Guard 201595P .....	9

N/A items do not appear in index.

Wire Harness Assembly	
202229P .....	85
202375 .....	85
202667 .....	85
202671 .....	85
202721 .....	85
202838 .....	85
38661P .....	83, 85
Wireless Network Kit	
NK301 .....	29, 31, 35
Wireless Transceiver Assembly	
202335 .....	37
Wire, 12 Gauge	
45380 .....	83, 85
Wire, 18 Gauge	
45001 .....	83, 85
Wiring Harness Assembly	
202869 .....	33, 35, 37

---